



DX11S COMMERCIAL

7.5- & 10-TON, THREE-PHASE
SPLIT SYSTEM AIR CONDITIONER

11.2 EER / R-410A

Cooling Capacity:
88,000 - 112,000 BTU/h

Contents	
Nomenclature.....	2
Product Specifications.....	3
Expanded Cooling Data	4
AHRI Ratings	12
Dimensions	13
Wiring Diagram.....	14
Accessories	15



naproyectos.com

Standard Features

- Energy-efficient compressor
- Quiet operating top discharge
- High-efficiency copper tube / aluminum fin coil
- Brass liquid and suction service valves
- High- and low-pressure switches
- Factory-installed filter drier
- Complies with ASHRAE 90.1-2007
- AHRI Certified; ETL Listed

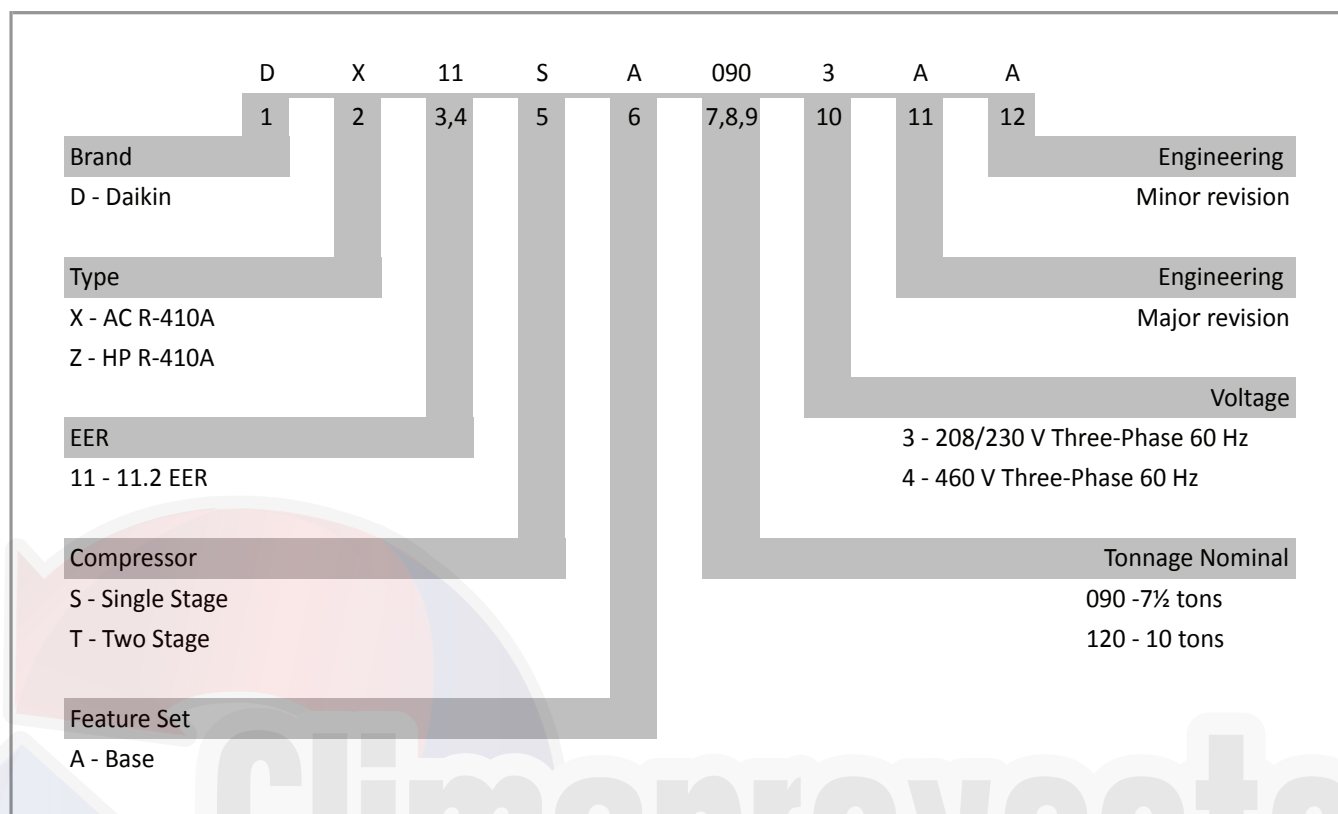
Cabinet Features

- Innovative sound control top design
- Steel louver coil guard protects the coil from damage and adds strength to unit
- Bottom pan rails elevate unit above slab
- Heavy-gauge galvanized-steel cabinet
- Attractive Nickel Gray powder-paint finish
- When properly anchored, meets the 2010 Florida Building Code unit integrity requirements for hurricane-type winds (Anchor bracket kits available.)



* Complete warranty details available from your local dealer or at www.daikincomfort.com.

NOMENCLATURE



PRODUCT SPECIFICATIONS

	DX11SA 0903A*	DX11SA 0904A*	DX11SA 1203A*	DX11SA 1204A*
COOLING CAPACITIES				
Nominal Cooling (BTU/h) ¹	88,000	90,000	114,000	112,000
EER / IEER	11.2 / 11.5	11.2 / 11.5	11.2 / 11.5	11.2 / 11.5
Decibels	84	84	84	84
COMPRESSOR				
RLA	25.0	12.2	30.1	16.7
LRA	164	100	225	114
CONDENSER FAN MOTOR				
Horsepower	1	1	1	1
FLA	5.6	3.5	5.6	3.5
REFRIGERATION SYSTEM				
Liquid Valve Connection Size ("O.D.)	5/8"	5/8"	5/8"	5/8"
Suction Valve Connection Size ("O.D.)	1 3/8"	1 3/8"	1 3/8"	1 3/8"
Valve Type	Sweat	Sweat	Sweat	Sweat
Refrigerant Charge	35	35	35	35
ELECTRICAL DATA				
AC Volts	208/230	460	208/230	460
Hz / Phase	60 Hz/3	60 Hz/3	60 Hz/3	60 Hz/3
Minimum Circuit Ampacity ²	36.9	18.8	43.2	24.4
Max. Overcurrent Protection ³	60	30	70	40
Min / Max Volts	197/253	414/506	197/253	414/506
Electrical Conduit Size	1/2" or 3/4"	1/2" or 3/4"	1/2" or 3/4"	1/2" or 3/4"
SHIP WEIGHT (LBS)	315	315	334	334

¹ Tested and rated in accordance with ARI Standard 208/230

² Wire size should be determined in accordance with National Electrical Codes; extensive wire runs will require larger wire sizes

³ Must use time-delay fuses or HACR-type circuit breakers of the same size as noted.

NOTES

- Always check the rating plate for electrical data on the unit being installed.
- Installer will need to supply 5/8" to 1 3/8" adapters for suction line connections.
- Installation of these units requires the specified TXV Kit to be installed on the indoor coil.
THE SPECIFIED TXV IS DETERMINED BY THE OUTDOOR UNIT NOT THE INDOOR COIL.

EXPANDED COOLING DATA — DX11SA0903 / (2)CA*F3642*6D*+TXV

IDB	AIRFLOW	OUTDOOR AMBIENT TEMPERATURE												ENTERING INDOOR WET BULB TEMPERATURE													
		65°F				75°F				85°F				95°F				105°F				115°F					
		59	63	67	71	59	63	67	71	59	63	67	71	59	63	67	71	59	63	67	71	59	63	67	71		
70	2625	MBh	77.3	80.1	87.8	-	73.7	76.4	83.7	-	71.9	74.5	81.6	-	68.3	70.8	77.5	-	63.3	65.6	71.8	-	63.3	65.6	71.8	-	
		S/T	0.65	0.54	0.38	-	0.69	0.58	0.40	-	0.71	0.59	0.41	-	0.74	0.62	0.43	-	0.74	0.62	0.43	-	0.74	0.62	0.43	-	
		ΔT	18	15	12	-	18	15	12	-	18	16	12	-	18	15	12	-	16	14	11	-	16	14	11	-	
	3021	kW	6.62	6.75	6.94	-	7.08	7.21	7.42	-	7.47	7.62	7.85	-	8.13	8.29	8.54	-	8.39	8.56	8.82	-	8.39	8.56	8.82	-	
		Amps	18.0	18.3	18.9	-	19.2	19.6	20.2	-	20.7	21.1	21.7	-	21.9	22.4	23.1	-	24.4	25.0	25.7	-	24.4	25.0	25.7	-	
		HI PR	216	233	246	-	243	261	276	-	276	297	313	-	314	338	357	-	391	420	444	-	391	420	444	-	
	3375	LO PR	100	106	116	-	106	112	123	-	110	117	128	-	115	123	134	-	125	133	145	-	125	133	145	-	
		MBh	83.7	86.8	95.1	-	81.8	84.8	92.9	-	79.8	82.7	90.7	-	77.9	80.7	88.4	-	68.5	71.0	77.8	-	68.5	71.0	77.8	-	
		S/T	0.67	0.56	0.39	-	0.70	0.58	0.40	-	0.71	0.60	0.41	-	0.74	0.62	0.43	-	0.77	0.64	0.44	-	0.77	0.64	0.44	-	
	75	2625	ΔT	17	15	11	-	17	15	11	-	17	15	11	-	17	15	11	-	16	14	11	-	16	14	11	-
			kW	6.77	6.90	7.09	-	7.23	7.37	7.59	-	7.65	7.80	8.03	-	8.01	8.17	8.42	-	8.32	8.49	8.75	-	8.32	8.49	8.75	-
			Amps	18.4	18.8	19.3	-	19.7	20.1	20.7	-	21.2	21.7	22.3	-	22.5	23.0	23.7	-	23.8	24.3	25.1	-	23.8	24.3	25.1	-
3021		HI PR	223	240	253	-	250	269	284	-	284	306	323	-	324	349	368	-	403	433	458	-	403	433	458	-	
		LO PR	103	110	120	-	109	116	127	-	113	120	132	-	119	127	138	-	125	133	145	-	125	133	145	-	
		MBh	85.0	88.1	96.5	-	83.0	86.0	94.3	-	81.0	84.0	92.0	-	79.0	81.9	89.8	-	69.6	72.1	79.0	-	69.6	72.1	79.0	-	
3375		S/T	0.70	0.59	0.41	-	0.73	0.61	0.42	-	0.75	0.62	0.43	-	0.77	0.64	0.45	-	0.80	0.67	0.46	-	0.80	0.67	0.46	-	
		ΔT	16	14	11	-	16	14	11	-	16	14	11	-	17	14	11	-	16	14	11	-	16	14	11	-	
		kW	6.80	6.93	7.13	-	7.27	7.41	7.63	-	7.69	7.84	8.07	-	8.05	8.21	8.46	-	8.36	8.53	8.79	-	8.36	8.53	8.79	-	
2625		Amps	18.5	18.9	19.4	-	19.8	20.2	20.8	-	21.3	21.8	22.4	-	22.6	23.1	23.8	-	23.9	24.5	25.2	-	23.9	24.5	25.2	-	
		HI PR	218	235	248	-	245	264	278	-	279	300	317	-	317	342	361	-	367	395	417	-	367	395	417	-	
		LO PR	101	108	117	-	107	114	124	-	111	118	129	-	117	124	135	-	122	130	142	-	122	130	142	-	
3021	MBh	85.1	87.7	94.9	-	83.2	85.6	92.7	-	81.2	83.6	90.5	-	79.2	81.5	88.3	-	69.4	71.5	77.4	-	69.4	71.5	77.4	-		
	S/T	0.76	0.68	0.52	-	0.79	0.71	0.54	-	0.81	0.73	0.55	-	0.84	0.75	0.57	-	0.87	0.78	0.59	-	0.87	0.78	0.59	-		
	ΔT	20	18	15	-	20	18	15	-	20	18	15	-	20	19	15	-	20	18	15	-	20	18	15	-		
2625	kW	6.67	6.80	6.99	-	7.13	7.27	7.48	-	7.53	7.68	7.91	-	7.89	8.05	8.29	-	8.19	8.36	8.61	-	8.19	8.36	8.61	-		
	Amps	18.1	18.5	19.0	-	19.4	19.8	20.4	-	20.8	21.3	21.9	-	22.1	22.6	23.3	-	23.4	23.9	24.6	-	23.4	23.9	24.6	-		
	HI PR	218	235	248	-	245	264	278	-	279	300	317	-	317	342	361	-	357	384	406	-	357	384	406	-		
3021	LO PR	101	108	117	-	107	114	124	-	111	118	129	-	117	124	135	-	122	130	142	-	122	130	142	-		
	MBh	85.1	87.7	94.9	-	83.2	85.6	92.7	-	81.2	83.6	90.5	-	79.2	81.5	88.3	-	75.2	77.5	83.9	-	75.2	77.5	83.9	-		
	S/T	0.76	0.68	0.52	-	0.79	0.71	0.54	-	0.81	0.73	0.55	-	0.84	0.75	0.57	-	0.87	0.78	0.59	-	0.87	0.78	0.59	-		
2625	ΔT	20	18	15	-	20	18	15	-	20	18	15	-	20	19	15	-	20	18	15	-	20	18	15	-		
	kW	6.82	6.95	7.14	-	7.29	7.43	7.65	-	7.70	7.86	8.09	-	8.07	8.23	8.48	-	8.38	8.55	8.82	-	8.38	8.55	8.82	-		
	Amps	18.5	18.9	19.5	-	19.9	20.3	20.9	-	21.4	21.8	22.5	-	22.7	23.2	23.9	-	24.0	24.5	25.3	-	24.0	24.5	25.3	-		
3021	HI PR	225	242	256	-	253	272	287	-	287	309	326	-	327	352	372	-	368	396	418	-	368	396	418	-		
	LO PR	104	111	121	-	110	117	128	-	114	122	133	-	120	128	140	-	126	134	146	-	126	134	146	-		
	MBh	86.4	89.0	96.3	-	84.4	86.9	94.1	-	82.4	84.8	91.8	-	80.4	82.8	89.6	-	76.4	78.6	85.1	-	76.4	78.6	85.1	-		
2625	S/T	0.80	0.71	0.54	-	0.83	0.74	0.56	-	0.85	0.76	0.57	-	0.88	0.78	0.59	-	0.91	0.81	0.62	-	0.91	0.81	0.62	-		
	ΔT	19	17	14	-	19	18	14	-	19	18	14	-	19	18	14	-	19	17	14	-	19	17	14	-		
	kW	6.85	6.98	7.18	-	7.32	7.47	7.69	-	7.74	7.90	8.13	-	8.11	8.28	8.53	-	8.43	8.60	8.86	-	8.43	8.60	8.86	-		
3021	Amps	18.6	19.0	19.6	-	20.0	20.4	21.0	-	21.5	22.0	22.6	-	22.8	23.3	24.0	-	24.1	24.7	25.4	-	24.1	24.7	25.4	-		
	HI PR	227	244	258	-	254	274	289	-	289	311	329	-	330	355	374	-	371	399	421	-	371	399	421	-		
	LO PR	105	112	122	-	111	118	129	-	115	123	134	-	121	129	141	-	127	135	147	-	127	135	147	-		

IDB: Entering Indoor Dry Bulb Temperature
 High and low pressures are measured at the liquid and suction service valves.
 Shaded area reflects ACCA (TVA) conditions
 Amps = outdoor unit amps (comp.+fan)
 kW = Total system power

EXPANDED COOLING DATA — DX11SA0903 / (2)CA*F3642*6D*+TXV (CONT.)

IDB	AIRFLOW	OUTDOOR AMBIENT TEMPERATURE												ENTERING INDOOR WET BULB TEMPERATURE											
		65°F				75°F				85°F				95°F				105°F				115°F			
		59	63	67	71	59	63	67	71	59	63	67	71	59	63	67	71	59	63	67	71	59	63	67	71
80	MBh	80.0	81.7	87.3	93.3	78.1	79.8	85.3	91.2	76.3	77.9	83.3	89.0	74.4	76.0	81.2	86.8	70.7	72.2	77.2	82.5	65.5	66.9	71.5	76.4
	S/T	0.81	0.76	0.62	0.46	0.84	0.79	0.64	0.48	0.86	0.81	0.66	0.49	0.89	0.83	0.68	0.51	0.92	0.86	0.70	0.53	0.93	0.87	0.71	0.53
	ΔT	23	22	19	15	23	22	19	15	23	22	19	15	23	22	19	15	23	21	19	15	21	20	18	14
	kW	6.72	6.85	7.04	7.24	7.18	7.32	7.53	7.75	7.59	7.74	7.97	8.21	7.95	8.11	8.35	8.61	8.25	8.42	8.68	8.95	8.52	8.69	8.96	9.24
	Amps	18.2	18.6	19.2	19.8	19.5	19.9	20.5	21.2	21.0	21.5	22.1	22.9	22.3	22.8	23.5	24.3	23.6	24.1	24.8	25.7	24.9	25.4	26.2	27.1
	HI PR	221	237	251	261	248	266	281	293	281	303	320	334	321	345	364	380	361	388	410	427	399	429	453	472
	LO PR	102	109	119	126	108	115	125	133	112	119	130	139	118	125	137	146	123	131	143	153	128	136	148	158
	MBh	86.7	88.5	94.6	101.1	84.6	86.5	92.4	98.8	82.6	84.4	90.2	96.4	80.6	82.4	88.0	94.1	76.6	78.2	83.6	89.4	70.9	72.5	77.4	82.8
	S/T	0.84	0.79	0.64	0.48	0.87	0.81	0.66	0.50	0.89	0.84	0.68	0.51	0.92	0.86	0.70	0.52	0.95	0.90	0.73	0.54	0.96	0.90	0.73	0.55
	ΔT	22	21	18	15	22	21	19	15	22	21	19	15	23	22	19	15	22	21	19	15	21	20	17	14
kW	6.87	7.00	7.20	7.41	7.34	7.49	7.70	7.93	7.76	7.92	8.15	8.40	8.13	8.30	8.55	8.81	8.45	8.62	8.88	9.16	8.72	8.90	9.17	9.46	
Amps	18.7	19.1	19.6	20.3	20.0	20.4	21.0	21.7	21.5	22.0	22.7	23.4	22.9	23.4	24.1	24.9	24.2	24.7	25.5	26.4	25.5	26.1	26.9	27.8	
HI PR	227	245	258	270	255	275	290	302	290	312	330	344	331	356	376	392	372	400	423	441	411	442	467	487	
LO PR	105	112	122	130	111	118	129	138	116	123	134	143	121	129	141	150	127	135	148	157	132	140	153	163	
MBh	88.0	89.9	96.0	102.6	85.9	87.8	93.8	100.3	83.9	85.7	91.6	97.9	81.8	83.6	89.3	95.5	77.7	79.4	84.9	90.7	72.0	73.6	78.6	84.0	
S/T	0.88	0.82	0.67	0.50	0.91	0.85	0.69	0.52	0.93	0.87	0.71	0.53	0.96	0.90	0.73	0.55	1.00	0.93	0.76	0.57	1.00	0.94	0.77	0.57	
ΔT	21	20	17	14	21	20	18	14	21	20	18	14	21	21	18	14	21	20	18	14	20	19	16	13	
kW	6.90	7.03	7.23	7.44	7.38	7.52	7.74	7.98	7.80	7.96	8.20	8.45	8.18	8.34	8.59	8.86	8.49	8.67	8.93	9.21	8.77	8.95	9.23	9.52	
Amps	18.8	19.2	19.7	20.4	20.1	20.6	21.2	21.9	21.7	22.1	22.8	23.6	23.0	23.5	24.2	25.1	24.3	24.9	25.6	26.5	25.7	26.2	27.0	28.0	
HI PR	229	246	260	271	257	277	292	305	292	314	332	346	333	358	378	394	374	403	426	444	414	445	470	490	
LO PR	106	113	123	131	112	119	130	139	116	124	135	144	122	130	142	151	128	136	149	158	133	141	154	164	

2625	MBh	81.4	83.0	86.9	92.7	79.5	81.0	84.9	90.5	77.6	79.1	82.8	88.4	75.7	77.2	80.8	86.2	71.9	73.3	76.8	81.9	66.6	67.9	71.1	75.9
	S/T	0.85	0.82	0.74	0.60	0.88	0.85	0.76	0.62	0.90	0.87	0.78	0.64	0.93	0.90	0.81	0.66	0.96	0.93	0.84	0.68	0.97	0.94	0.85	0.69
	ΔT	24	24	22	19	24	24	23	20	24	24	23	20	25	24	23	20	24	24	23	20	23	22	21	18
	kW	6.77	6.89	7.09	7.29	7.23	7.37	7.59	7.81	7.64	7.80	8.03	8.27	8.01	8.17	8.41	8.67	8.32	8.49	8.74	9.02	8.58	8.76	9.03	9.31
	Amps	18.4	18.8	19.3	19.9	19.7	20.1	20.7	21.4	21.2	21.6	22.3	23.0	22.5	23.0	23.7	24.5	23.8	24.3	25.1	25.9	25.1	25.6	26.4	27.3
	HI PR	223	240	253	264	250	269	284	296	284	306	323	337	324	348	368	384	364	392	414	432	403	433	457	477
	LO PR	103	110	120	128	109	116	127	135	113	120	132	140	119	127	138	147	125	133	145	154	129	137	150	159
	MBh	88.2	89.9	94.1	100.4	86.1	87.8	91.9	98.1	84.1	85.7	89.7	95.7	82.0	83.6	87.6	93.4	77.9	79.4	83.2	88.7	72.2	73.6	77.1	82.2
	S/T	0.88	0.85	0.77	0.62	0.91	0.88	0.79	0.64	0.93	0.90	0.81	0.66	0.96	0.93	0.84	0.68	1.00	0.97	0.87	0.71	1.00	0.97	0.88	0.71
	ΔT	24	23	22	19	24	23	22	19	24	24	23	20	24	24	22	19	24	23	22	19	22	22	21	18
kW	6.91	7.05	7.25	7.46	7.40	7.54	7.76	7.99	7.82	7.98	8.21	8.46	8.19	8.36	8.61	8.88	8.51	8.69	8.95	9.23	8.79	8.97	9.25	9.54	
Amps	18.8	19.2	19.8	20.4	20.2	20.6	21.2	21.9	21.7	22.2	22.9	23.6	23.1	23.6	24.3	25.1	24.4	24.9	25.7	26.6	25.7	26.3	27.1	28.1	
HI PR	230	247	261	272	258	277	293	305	293	315	333	347	334	359	379	396	376	404	427	445	415	447	472	492	
LO PR	106	113	123	131	112	119	130	139	117	124	136	144	123	130	142	152	129	137	149	159	133	141	154	164	
MBh	89.5	91.2	95.5	101.9	87.4	89.1	93.3	99.6	85.3	87.0	91.1	97.2	83.2	84.9	88.9	94.8	79.1	80.6	84.4	90.1	73.3	74.7	78.2	83.4	
S/T	0.92	0.89	0.80	0.65	0.95	0.92	0.83	0.67	0.98	0.94	0.85	0.69	1.00	0.97	0.88	0.71	1.00	1.00	0.91	0.74	1.00	1.00	0.92	0.74	
ΔT	22	22	21	18	23	22	21	18	23	22	21	18	23	22	21	18	22	22	21	18	20	20	20	17	
kW	6.95	7.08	7.29	7.50	7.43	7.58	7.80	8.04	7.86	8.02	8.26	8.51	8.24	8.41	8.66	8.93	8.56	8.73	9.00	9.28	8.84	9.02	9.30	9.59	
Amps	18.9	19.3	19.9	20.6	20.3	20.7	21.3	22.0	21.8	22.3	23.0	23.8	23.2	23.7	24.4	25.3	24.5	25.1	25.9	26.8	25.9	26.5	27.3	28.2	
HI PR	231	249	263	274	260	279	295	308	295	318	335	350	336	362	382	398	378	407	430	448	418	450	475	495	
LO PR	107	114	124	132	113	120	131	140	118	125	137	145	123	131	143	153	129	138	150	160	134	142	155	166	

Amps = outdoor unit amps (comp.+fan)
kW = Total system power

Shaded area reflects AHRI (TVA) conditions

IDB: Entering Indoor Dry Bulb Temperature
High and low pressures are measured at the liquid and suction service valves.

EXPANDED COOLING DATA — DX11SA0904 / (2)CA*F3743*6D*+TXV

IDB	AIRFLOW	OUTDOOR AMBIENT TEMPERATURE																							
		65°F				75°F				85°F				95°F				105°F				115°F			
		59	63	67	71	59	63	67	71	59	63	67	71	59	63	67	71	59	63	67	71	59	63	67	71
70	MBh	79.0	81.9	89.7	-	77.2	80.0	87.7	-	75.4	78.1	85.6	-	73.5	76.2	83.5	-	69.8	72.4	79.3	-	64.7	67.1	73.5	-
	S/T	0.65	0.54	0.38	-	0.67	0.56	0.39	-	0.69	0.58	0.40	-	0.71	0.59	0.41	-	0.74	0.62	0.43	-	0.74	0.62	0.43	-
	ΔT	18	16	12	-	18	16	12	-	18	16	12	-	18	16	12	-	18	16	12	-	17	15	11	-
	kW	5.46	5.58	5.77	-	5.91	6.05	6.25	-	6.31	6.46	6.68	-	6.66	6.82	7.05	-	6.96	7.12	7.37	-	7.22	7.39	7.65	-
	Amps	23.7	24.0	24.5	-	24.9	25.3	25.9	-	26.3	26.8	27.4	-	27.6	28.1	28.7	-	28.8	29.3	30.1	-	30.1	30.6	31.4	-
	HI PR	216	233	246	-	243	261	276	-	276	297	313	-	314	338	357	-	353	380	402	-	391	420	444	-
	LO PR	116	123	135	-	122	130	142	-	127	135	148	-	134	142	155	-	140	149	163	-	145	154	168	-
	MBh	85.6	88.7	97.2	-	83.6	86.7	95.0	-	81.6	84.6	92.7	-	79.7	82.6	90.5	-	75.7	78.4	85.9	-	70.1	72.6	79.6	-
	S/T	0.67	0.56	0.39	-	0.70	0.58	0.40	-	0.71	0.60	0.41	-	0.74	0.62	0.43	-	0.77	0.64	0.44	-	0.77	0.64	0.45	-
	ΔT	17	15	11	-	18	15	12	-	18	15	12	-	18	15	12	-	18	15	12	-	16	14	11	-
kW	5.60	5.73	5.93	-	6.07	6.21	6.42	-	6.48	6.63	6.86	-	6.84	7.00	7.25	-	7.15	7.32	7.57	-	7.41	7.59	7.86	-	
Amps	24.1	24.5	25.0	-	25.4	25.8	26.4	-	26.9	27.3	27.9	-	28.1	28.6	29.3	-	29.4	29.9	30.7	-	30.7	31.2	32.0	-	
HI PR	223	240	253	-	250	269	284	-	284	306	323	-	324	349	368	-	364	392	414	-	403	433	458	-	
LO PR	119	127	139	-	126	134	147	-	131	140	152	-	138	147	160	-	144	154	168	-	149	159	173	-	
MBh	86.9	90.1	98.7	-	84.9	88.0	96.4	-	82.9	85.9	94.1	-	80.8	83.8	91.8	-	76.8	79.6	87.2	-	71.1	73.7	80.8	-	
S/T	0.70	0.59	0.41	-	0.73	0.61	0.42	-	0.75	0.62	0.43	-	0.77	0.64	0.45	-	0.80	0.67	0.46	-	0.81	0.67	0.47	-	
ΔT	17	14	11	-	17	15	11	-	17	15	11	-	17	15	11	-	17	14	11	-	16	14	10	-	
kW	5.64	5.77	5.96	-	6.11	6.25	6.46	-	6.52	6.67	6.90	-	6.88	7.05	7.29	-	7.19	7.36	7.62	-	7.46	7.64	7.91	-	
Amps	24.2	24.6	25.1	-	25.5	25.9	26.5	-	27.0	27.4	28.1	-	28.3	28.8	29.4	-	29.6	30.1	30.8	-	30.8	31.4	32.2	-	
HI PR	224	242	255	-	252	271	286	-	286	308	325	-	326	351	371	-	367	395	417	-	405	436	461	-	
LO PR	120	128	140	-	127	135	148	-	132	141	153	-	139	148	161	-	145	155	169	-	150	160	175	-	

75	MBh	80.4	82.7	89.6	96.1	78.5	80.8	87.5	93.9	76.6	78.9	85.4	91.7	74.8	77.0	83.3	89.4	71.0	73.1	79.2	85.0	65.8	67.7	73.3	78.7
	S/T	0.74	0.66	0.50	0.32	0.76	0.68	0.52	0.33	0.78	0.70	0.53	0.34	0.81	0.72	0.55	0.35	0.84	0.75	0.57	0.37	0.85	0.76	0.57	0.37
	ΔT	21	19	16	11	21	19	16	11	21	19	16	11	21	19	16	11	21	19	16	11	19	18	15	10
	kW	5.51	5.63	5.82	6.02	5.96	6.10	6.31	6.53	6.36	6.51	6.74	6.98	6.72	6.88	7.12	7.37	7.02	7.19	7.44	7.70	7.28	7.45	7.72	7.99
	Amps	23.8	24.2	24.7	25.3	25.1	25.5	26.0	26.7	26.5	27.0	27.6	28.3	27.8	28.3	28.9	29.7	29.0	29.5	30.3	31.1	30.3	30.8	31.6	32.5
	HI PR	218	235	248	259	245	264	278	290	279	300	317	330	317	342	361	376	357	384	406	423	395	425	448	468
	LO PR	117	125	136	145	124	132	144	153	129	137	149	159	135	144	157	167	142	151	164	175	146	156	170	181
	MBh	87.1	89.7	97.0	104.1	85.1	87.6	94.8	101.7	83.0	85.5	92.5	99.3	81.0	83.4	90.3	96.9	77.0	79.2	85.8	92.0	71.3	73.4	79.4	85.3
	S/T	0.76	0.68	0.52	0.33	0.79	0.71	0.54	0.35	0.81	0.73	0.55	0.35	0.84	0.75	0.57	0.37	0.87	0.78	0.59	0.38	0.88	0.78	0.59	0.38
	ΔT	20	19	15	11	20	19	15	11	20	19	15	11	21	19	16	11	20	19	15	11	19	17	14	10
kW	5.65	5.78	5.98	6.19	6.12	6.26	6.48	6.71	6.54	6.69	6.92	7.17	6.90	7.07	7.31	7.57	7.21	7.38	7.64	7.92	7.48	7.66	7.93	8.22	
Amps	24.2	24.6	25.2	25.8	25.5	25.9	26.5	27.2	27.0	27.5	28.1	28.9	28.3	28.8	29.5	30.3	29.6	30.2	30.9	31.8	30.9	31.5	32.3	33.2	
HI PR	225	242	256	267	253	272	287	299	287	309	326	341	327	352	372	388	368	396	418	436	407	438	462	482	
LO PR	121	128	140	149	128	136	148	158	133	141	154	164	139	148	162	172	146	155	169	180	151	161	175	187	
MBh	88.4	91.0	98.5	105.7	86.3	88.9	96.2	103.3	84.3	86.8	93.9	100.8	82.2	84.6	91.6	98.3	78.1	80.4	87.0	93.4	72.3	74.5	80.6	86.5	
S/T	0.80	0.71	0.54	0.35	0.83	0.74	0.56	0.36	0.85	0.76	0.57	0.37	0.88	0.78	0.59	0.38	0.91	0.81	0.62	0.40	0.92	0.82	0.62	0.40	
ΔT	19	18	14	10	19	18	15	10	19	18	15	10	20	18	15	10	19	18	15	10	18	17	14	9	
kW	5.69	5.82	6.01	6.22	6.16	6.30	6.52	6.75	6.58	6.73	6.96	7.21	6.95	7.11	7.36	7.62	7.26	7.43	7.69	7.97	7.53	7.71	7.98	8.27	
Amps	24.3	24.7	25.3	25.9	25.6	26.1	26.7	27.3	27.2	27.6	28.3	29.0	28.5	29.0	29.6	30.5	29.8	30.3	31.0	31.9	31.1	31.6	32.4	33.3	
HI PR	227	244	258	269	254	274	289	302	289	311	329	343	330	355	374	391	371	399	421	439	410	441	465	485	
LO PR	122	129	141	150	128	137	149	159	133	142	155	165	140	149	163	173	147	156	171	182	152	162	176	188	

Amps = outdoor unit amps (comp.+fan)
kW = Total system power

Shaded area reflects ACCA (TVA) conditions

IDB: Entering Indoor Dry Bulb Temperature
High and low pressures are measured at the liquid and suction service valves.

EXPANDED COOLING DATA — DX11SA0904 / (2)CA*F3743*6D*+TXV (CONT.)

IDB	AIRFLOW	OUTDOOR AMBIENT TEMPERATURE																							
		65°F				75°F				85°F				95°F				105°F				115°F			
		59	63	67	71	59	63	67	71	59	63	67	71	59	63	67	71	59	63	67	71	59	63	67	71
2625	MBh	81.8	83.6	89.3	95.5	79.9	81.6	87.2	93.2	78.0	79.7	85.1	91.0	76.1	77.8	83.1	88.8	72.3	73.9	78.9	84.4	67.0	68.4	73.1	78.1
	S/T	0.81	0.76	0.62	0.46	0.84	0.79	0.64	0.48	0.86	0.81	0.66	0.49	0.89	0.83	0.68	0.51	0.92	0.86	0.70	0.53	0.93	0.87	0.71	0.53
	ΔT	23	22	19	15	23	22	20	16	23	22	20	16	24	23	20	16	23	22	19	16	22	21	18	14
	kW	5.55	5.68	5.87	6.08	6.01	6.15	6.37	6.59	6.42	6.57	6.80	7.04	6.78	6.94	7.18	7.44	7.08	7.25	7.51	7.77	7.35	7.52	7.79	8.07
	Amps	23.9	24.3	24.8	25.5	25.2	25.6	26.2	26.9	26.7	27.1	27.8	28.5	28.0	28.4	29.1	29.9	29.2	29.7	30.5	31.3	30.5	31.0	31.8	32.7
	HI PR	221	237	251	261	248	266	281	293	281	303	320	334	321	345	364	380	361	388	410	427	399	429	453	472
	LO PR	118	126	137	146	125	133	145	155	130	138	151	161	136	145	158	169	143	152	166	177	148	157	172	183
	MBh	88.6	90.6	96.8	103.4	86.6	88.5	94.5	101.0	84.5	86.3	92.3	98.6	82.4	84.2	90.0	96.2	78.3	80.0	85.5	91.4	72.5	74.1	79.2	84.7
	S/T	0.84	0.79	0.64	0.48	0.87	0.81	0.66	0.50	0.89	0.84	0.68	0.51	0.92	0.86	0.70	0.52	0.95	0.90	0.73	0.54	0.96	0.90	0.73	0.55
	ΔT	23	22	19	15	23	22	19	15	23	22	19	15	23	22	19	15	23	22	19	15	21	20	18	14
kW	5.70	5.83	6.03	6.24	6.18	6.32	6.54	6.77	6.59	6.75	6.98	7.23	6.96	7.13	7.38	7.64	7.28	7.45	7.71	7.99	7.55	7.73	8.00	8.29	
Amps	24.4	24.8	25.3	25.9	25.7	26.1	26.7	27.4	27.2	27.7	28.3	29.1	28.5	29.0	29.7	30.5	29.8	30.4	31.1	32.0	31.1	31.7	32.5	33.4	
HI PR	227	245	258	270	255	275	290	302	290	312	330	344	331	356	376	392	372	400	423	441	411	442	467	487	
LO PR	122	130	142	151	129	137	150	159	134	142	155	166	141	150	163	174	147	157	171	182	152	162	177	189	
MBh	90.0	91.9	98.2	105.0	87.9	89.8	95.9	102.5	85.8	87.6	93.6	100.1	83.7	85.5	91.4	97.7	79.5	81.2	86.8	92.8	73.6	75.2	80.4	85.9	
S/T	0.88	0.82	0.67	0.50	0.91	0.85	0.69	0.52	0.93	0.87	0.71	0.53	0.96	0.90	0.73	0.55	1.00	0.93	0.76	0.57	1.00	0.94	0.77	0.57	
ΔT	21	21	18	14	22	21	18	14	22	21	18	14	22	21	18	15	22	21	18	14	20	19	17	13	
kW	5.74	5.87	6.07	6.28	6.21	6.36	6.58	6.81	6.64	6.79	7.03	7.28	7.01	7.17	7.42	7.69	7.32	7.50	7.76	8.04	7.60	7.78	8.05	8.34	
Amps	24.5	24.9	25.4	26.1	25.8	26.2	26.8	27.5	27.3	27.8	28.4	29.2	28.6	29.1	29.8	30.7	30.0	30.5	31.3	32.1	31.3	31.8	32.6	33.6	
HI PR	229	246	260	271	257	277	292	305	292	314	332	346	333	358	378	394	374	403	426	444	414	445	470	490	
LO PR	123	131	143	152	130	138	151	160	135	143	157	167	142	151	164	175	148	158	172	184	153	163	178	190	

2625	MBh	83.2	84.8	88.9	94.8	81.3	82.9	86.8	92.6	79.4	80.9	84.7	90.4	77.4	78.9	82.7	88.2	73.6	75.0	78.5	83.8	68.1	69.4	72.7	77.6
	S/T	0.85	0.82	0.74	0.60	0.88	0.85	0.76	0.62	0.90	0.87	0.78	0.64	0.93	0.90	0.81	0.66	0.96	0.93	0.84	0.68	0.97	0.94	0.85	0.69
	ΔT	25	24	23	20	25	25	23	20	25	25	23	20	25	25	23	20	25	24	23	20	23	23	22	19
	kW	5.60	5.73	5.92	6.13	6.07	6.21	6.42	6.65	6.48	6.63	6.86	7.10	6.84	7.00	7.24	7.50	7.15	7.32	7.57	7.84	7.41	7.59	7.86	8.14
	Amps	24.1	24.5	25.0	25.6	25.4	25.8	26.4	27.0	26.9	27.3	27.9	28.7	28.1	28.6	29.3	30.1	29.4	29.9	30.7	31.5	30.7	31.2	32.0	32.9
	HI PR	223	240	253	264	250	269	284	296	284	306	323	337	324	348	368	384	364	392	414	432	403	433	457	477
	LO PR	119	127	139	148	126	134	147	156	131	140	152	162	138	147	160	170	144	154	168	179	149	159	173	185
	MBh	90.2	91.9	96.3	102.7	88.1	89.8	94.0	100.3	86.0	87.6	91.8	97.9	83.9	85.5	89.6	95.5	79.7	81.2	85.1	90.8	73.8	75.2	78.8	84.1
	S/T	0.88	0.85	0.77	0.62	0.91	0.88	0.79	0.64	0.93	0.90	0.81	0.66	0.96	0.93	0.84	0.68	1.00	0.97	0.87	0.71	1.00	0.97	0.88	0.71
	ΔT	24	24	22	19	24	24	23	20	24	24	23	20	25	24	23	20	24	24	22	19	22	22	21	18
kW	5.75	5.88	6.08	6.29	6.23	6.37	6.59	6.83	6.65	6.81	7.05	7.30	7.03	7.19	7.44	7.71	7.34	7.52	7.78	8.06	7.62	7.80	8.07	8.36	
Amps	24.5	24.9	25.5	26.1	25.8	26.3	26.9	27.6	27.4	27.8	28.5	29.3	28.7	29.2	29.9	30.7	30.0	30.6	31.3	32.2	31.3	31.9	32.7	33.6	
HI PR	230	247	261	272	258	277	293	305	293	315	333	347	334	359	379	396	376	404	427	445	415	447	472	492	
LO PR	123	131	143	152	130	138	151	161	135	144	157	167	142	151	165	176	149	158	173	184	154	164	179	190	
MBh	91.5	93.3	97.7	104.2	89.4	91.1	95.4	101.8	87.3	89.0	93.2	99.4	85.1	86.8	90.9	97.0	80.9	82.4	86.3	92.1	74.9	76.4	80.0	85.3	
S/T	0.92	0.89	0.80	0.65	0.95	0.92	0.83	0.67	0.98	0.94	0.85	0.69	1.00	0.97	0.88	0.71	1.00	1.00	0.91	0.74	1.00	1.00	0.92	0.74	
ΔT	23	23	21	18	23	23	22	19	23	23	23	19	23	23	22	19	22	22	21	19	20	21	20	17	
kW	5.79	5.92	6.12	6.33	6.27	6.41	6.63	6.87	6.69	6.85	7.09	7.34	7.07	7.24	7.49	7.76	7.39	7.56	7.83	8.11	7.66	7.85	8.13	8.42	
Amps	24.6	25.0	25.6	26.2	26.0	26.4	27.0	27.7	27.5	28.0	28.6	29.4	28.8	29.3	30.0	30.9	30.2	30.7	31.5	32.4	31.5	32.1	32.9	33.8	
HI PR	231	249	263	274	260	279	295	308	295	318	335	350	336	362	382	398	378	407	430	448	418	450	475	495	
LO PR	124	132	144	153	131	139	152	162	136	145	158	168	143	152	166	177	150	159	174	185	155	165	180	192	

IDB: Entering Indoor Dry Bulb Temperature
 High and low pressures are measured at the liquid and suction service valves.
 Shaded area reflects AHRI (TVA) conditions
 Amps = outdoor unit amps (comp.+fan)
 kW = Total system power

EXPANDED COOLING DATA — DX11SA1203 / (2)CA*F4860*6D*+TXV

IDB	AIRFLOW	OUTDOOR AMBIENT TEMPERATURE																									
		65°F				75°F				85°F				95°F				105°F				115°F					
		59	63	67	71	59	63	67	71	59	63	67	71	59	63	67	71	59	63	67	71	59	63	67	71		
70	3063	MBh	100.1	103.8	113.7	-	97.8	101.3	111.0	-	95.4	98.9	108.4	-	93.1	96.5	105.7	-	88.5	91.7	100.5	-	81.9	84.9	93.1	-	
		S/T	0.63	0.52	0.36	-	0.65	0.54	0.38	-	0.67	0.56	0.39	-	0.69	0.57	0.40	-	0.71	0.60	0.41	-	0.72	0.60	0.42	-	
	3529	ΔT	19	16	12	-	19	16	13	-	19	17	13	-	19	17	13	-	19	16	12	-	18	15	12	-	
		kW	6.80	6.96	7.20	-	7.37	7.55	7.81	-	7.88	8.06	8.35	-	8.32	8.52	8.82	-	8.70	8.91	9.23	-	9.03	9.25	9.58	-	
	3938	Amps	22.2	22.7	23.4	-	23.8	24.4	25.1	-	25.8	26.3	27.2	-	27.4	28.0	28.9	-	29.1	29.7	30.7	-	30.7	31.4	32.4	-	
		HI PR	231	249	263	-	260	280	295	-	295	318	336	-	336	362	382	-	379	407	430	-	418	450	475	-	
	75	3063	LO PR	95	101	110	-	100	106	116	-	104	111	121	-	109	116	127	-	114	122	133	-	118	126	137	-
			MBh	108.5	112.4	123.2	-	105.9	109.8	120.3	-	103.4	107.2	117.4	-	100.9	104.6	114.6	-	95.8	99.3	108.8	-	88.8	92.0	100.8	-
	75	3063	S/T	0.65	0.54	0.38	-	0.67	0.56	0.39	-	0.69	0.58	0.40	-	0.71	0.60	0.41	-	0.74	0.62	0.43	-	0.75	0.62	0.43	-
			ΔT	18	16	12	-	19	16	12	-	19	16	12	-	19	16	12	-	18	16	12	-	17	15	11	-
3529		kW	6.98	7.15	7.39	-	7.57	7.75	8.02	-	8.09	8.29	8.58	-	8.55	8.76	9.07	-	8.94	9.16	9.49	-	9.28	9.51	9.85	-	
		Amps	22.8	23.3	24.0	-	24.5	25.0	25.8	-	26.4	27.0	27.9	-	28.1	28.8	29.7	-	29.8	30.5	31.5	-	31.5	32.2	33.3	-	
3938		HI PR	239	257	271	-	268	288	304	-	305	328	346	-	347	373	394	-	390	420	443	-	431	464	490	-	
		LO PR	98	104	113	-	103	110	120	-	107	114	124	-	113	120	131	-	118	125	137	-	122	130	142	-	
75		3063	MBh	110.1	114.1	125.0	-	107.5	111.4	122.1	-	105.0	108.8	119.2	-	102.4	106.1	116.3	-	97.3	100.8	110.5	-	90.1	93.4	102.3	-
			S/T	0.68	0.57	0.39	-	0.70	0.59	0.41	-	0.72	0.60	0.42	-	0.74	0.62	0.43	-	0.77	0.64	0.45	-	0.78	0.65	0.45	-
75		3063	ΔT	17	15	11	-	18	15	12	-	18	15	12	-	18	15	12	-	18	15	12	-	16	14	11	-
			kW	7.03	7.19	7.44	-	7.62	7.80	8.07	-	8.14	8.34	8.63	-	8.61	8.81	9.13	-	9.00	9.22	9.55	-	9.34	9.57	9.91	-
	3529	Amps	22.9	23.4	24.1	-	24.6	25.2	25.9	-	26.6	27.2	28.0	-	28.3	29.0	29.9	-	30.0	30.7	31.7	-	31.7	32.4	33.5	-	
		HI PR	240	259	273	-	270	290	306	-	307	330	348	-	349	376	397	-	393	423	447	-	434	467	493	-	
	3938	LO PR	98	105	114	-	104	110	121	-	108	115	125	-	113	121	132	-	119	126	138	-	123	131	143	-	
		MBh	101.8	104.8	113.5	121.8	99.4	102.4	110.8	118.9	97.1	99.9	108.2	116.1	94.7	97.5	105.5	113.3	90.0	92.6	100.3	107.6	83.3	85.8	92.9	99.7	
	75	3063	S/T	0.71	0.64	0.48	0.31	0.74	0.66	0.50	0.32	0.76	0.68	0.51	0.33	0.78	0.70	0.53	0.34	0.81	0.72	0.55	0.35	0.82	0.73	0.55	0.36
			ΔT	22	20	16	11	22	20	17	11	22	20	17	11	22	20	17	11	22	20	17	11	20	19	15	11
	75	3063	kW	6.86	7.02	7.26	7.52	7.44	7.61	7.88	8.16	7.95	8.14	8.42	8.73	8.40	8.60	8.90	9.23	8.78	8.99	9.31	9.65	9.11	9.33	9.67	10.02
			Amps	22.4	22.9	23.6	24.4	24.0	24.6	25.3	26.2	26.0	26.6	27.4	28.4	27.6	28.3	29.2	30.2	29.3	30.0	30.9	32.0	31.0	31.7	32.7	33.9
3529		HI PR	234	252	266	277	262	282	298	311	298	321	339	354	340	366	386	403	382	411	435	453	422	455	480	501	
		LO PR	96	102	111	118	101	107	117	125	105	112	122	130	110	117	128	136	116	123	134	143	120	127	139	148	
75		3063	MBh	110.3	113.6	122.9	131.9	107.7	110.9	120.1	128.9	105.2	108.3	117.2	125.8	102.6	105.6	114.3	122.7	97.5	100.4	108.6	116.6	90.3	93.0	100.6	108.0
			S/T	0.74	0.66	0.50	0.32	0.77	0.68	0.52	0.33	0.78	0.70	0.53	0.34	0.81	0.72	0.55	0.35	0.84	0.75	0.57	0.37	0.85	0.76	0.57	0.37
75		3063	ΔT	21	20	16	11	21	20	16	11	21	20	16	11	22	20	16	11	21	20	16	11	20	18	15	10
			kW	7.04	7.21	7.46	7.72	7.64	7.82	8.09	8.38	8.17	8.36	8.66	8.97	8.63	8.84	9.15	9.48	9.03	9.24	9.57	9.92	9.37	9.59	9.94	10.30
		3529	Amps	23.0	23.5	24.2	25.0	24.7	25.2	26.0	26.9	26.7	27.3	28.1	29.1	28.4	29.0	29.9	31.0	30.1	30.8	31.8	32.9	31.8	32.5	33.6	34.8
			HI PR	241	259	274	286	271	291	307	321	308	331	350	365	350	377	398	415	394	424	448	467	436	469	495	516
	75	3063	LO PR	99	105	115	122	104	111	121	129	108	115	126	134	114	121	132	141	119	127	138	147	123	131	143	152
			MBh	111.9	115.3	124.8	133.9	109.3	112.6	121.9	130.8	106.7	109.9	119.0	127.7	104.1	107.2	116.1	124.6	98.9	101.9	110.3	118.3	91.6	94.4	102.1	109.6
	75	3063	S/T	0.77	0.69	0.52	0.34	0.80	0.71	0.54	0.35	0.82	0.73	0.55	0.36	0.85	0.76	0.57	0.37	0.88	0.79	0.59	0.38	0.89	0.79	0.60	0.39
			ΔT	20	19	15	10	20	19	15	11	20	19	15	11	21	19	16	11	20	19	15	11	19	17	14	10
		3529	kW	7.09	7.25	7.50	7.77	7.69	7.87	8.15	8.44	8.22	8.41	8.71	9.02	8.69	8.89	9.21	9.54	9.08	9.30	9.63	9.98	9.43	9.65	10.00	10.37
			Amps	23.1	23.6	24.3	25.2	24.8	25.4	26.2	27.1	26.8	27.4	28.3	29.3	28.6	29.2	30.1	31.2	30.3	31.0	32.0	33.1	32.0	32.7	33.8	35.0
75		3063	HI PR	243	261	276	288	272	293	310	323	310	333	352	367	353	380	401	418	397	427	451	470	439	472	498	520
			LO PR	99	106	115	123	105	112	122	130	109	116	127	135	115	122	133	142	120	128	139	148	124	132	144	154

Shaded area reflects ACCA (TVA) conditions
 Amps = outdoor unit amps (comp.+fan)
 kW = Total system power
 IDB: Entering Indoor Dry Bulb Temperature
 High and low pressures are measured at the liquid and suction service valves.

EXPANDED COOLING DATA — DX11SA1203 / (2)CA*F4860*6D*+TXV (CONT.)

IDB	AIRFLOW	OUTDOOR AMBIENT TEMPERATURE												ENTERING INDOOR WET BULB TEMPERATURE											
		65°F				75°F				85°F				95°F				105°F				115°F			
		59	63	67	71	59	63	67	71	59	63	67	71	59	63	67	71	59	63	67	71	59	63	67	71
80	MBh	103.6	105.9	113.1	120.9	101.2	103.4	110.5	118.1	98.8	100.9	107.9	115.3	96.4	98.5	105.2	112.5	91.6	93.6	100.0	106.9	84.8	86.7	92.6	99.0
	S/T	0.78	0.73	0.60	0.45	0.81	0.76	0.62	0.46	0.83	0.78	0.63	0.47	0.86	0.80	0.65	0.49	0.89	0.83	0.68	0.51	0.90	0.84	0.68	0.51
	ΔT	24	23	20	16	25	24	21	16	25	24	21	16	25	24	21	16	24	23	20	16	23	22	19	15
	kW	6.92	7.08	7.33	7.58	7.50	7.68	7.95	8.23	8.02	8.21	8.50	8.80	8.48	8.68	8.99	9.31	8.86	9.08	9.40	9.74	9.20	9.42	9.75	10.11
	Amps	22.6	23.1	23.8	24.6	24.3	24.8	25.6	26.4	26.2	26.8	27.6	28.6	27.9	28.5	29.4	30.5	29.6	30.3	31.2	32.3	31.2	32.0	33.0	34.2
	HI PR	236	254	268	280	265	285	301	314	301	324	343	357	343	369	390	407	386	416	439	458	427	459	485	506
	LO PR	97	103	112	119	102	109	119	126	106	113	123	131	111	119	129	138	117	124	136	144	121	128	140	149
	MBh	112.3	114.7	122.6	131.0	109.6	112.0	119.7	128.0	107.0	109.4	116.9	124.9	104.4	106.7	114.0	121.9	99.2	101.4	108.3	115.8	91.9	93.9	100.3	107.2
	S/T	0.81	0.76	0.62	0.46	0.84	0.79	0.64	0.48	0.86	0.81	0.66	0.49	0.89	0.83	0.68	0.51	0.92	0.86	0.70	0.53	0.93	0.87	0.71	0.53
	ΔT	24	23	20	16	24	23	20	16	24	23	20	16	24	23	20	16	24	23	20	16	22	21	19	15
kW	7.11	7.27	7.52	7.79	7.71	7.89	8.17	8.46	8.24	8.44	8.74	9.05	8.71	8.92	9.24	9.57	9.11	9.33	9.66	10.01	9.45	9.68	10.03	10.39	
Amps	23.1	23.7	24.4	25.2	24.9	25.4	26.2	27.1	26.9	27.5	28.4	29.4	28.6	29.3	30.2	31.3	30.4	31.1	32.1	33.2	32.1	32.8	33.9	35.1	
HI PR	244	262	277	289	273	294	310	324	311	334	353	368	354	381	402	419	398	428	452	472	440	473	500	521	
LO PR	100	106	116	123	105	112	122	130	109	116	127	135	115	122	133	142	120	128	140	149	125	132	145	154	
MBh	113.9	116.4	124.4	133.0	111.3	113.7	121.5	129.9	108.6	111.0	118.6	126.8	106.0	108.3	115.7	123.7	100.7	102.9	109.9	117.5	93.3	95.3	101.8	108.9	
S/T	0.85	0.79	0.65	0.48	0.88	0.82	0.67	0.50	0.90	0.84	0.69	0.51	0.93	0.87	0.71	0.53	0.96	0.90	0.73	0.55	0.97	0.91	0.74	0.55	
ΔT	22	22	19	15	23	22	19	15	23	22	19	15	23	22	19	15	23	22	19	15	20	20	18	14	
kW	7.15	7.32	7.57	7.84	7.76	7.94	8.22	8.51	8.29	8.49	8.79	9.11	8.76	8.98	9.29	9.63	9.17	9.39	9.72	10.08	9.51	9.74	10.09	10.46	
Amps	23.3	23.8	24.5	25.4	25.0	25.6	26.4	27.3	27.1	27.7	28.5	29.5	28.8	29.5	30.4	31.5	30.5	31.3	32.3	33.4	32.3	33.0	34.1	35.3	
HI PR	245	264	279	291	275	296	313	326	313	337	356	371	356	384	405	422	401	431	456	475	443	477	503	525	
LO PR	100	107	116	124	106	113	123	131	110	117	128	136	116	123	134	143	121	129	141	150	125	133	146	155	
85	MBh	105.4	107.5	112.5	120.1	103.0	105.0	109.9	117.3	100.5	102.5	107.3	114.5	98.1	100.0	104.7	111.7	93.2	95.0	99.5	106.1	86.3	88.0	92.1	98.3
	S/T	0.82	0.79	0.71	0.58	0.85	0.82	0.74	0.60	0.87	0.84	0.76	0.61	0.90	0.87	0.78	0.63	0.93	0.90	0.81	0.66	0.94	0.91	0.82	0.66
	ΔT	26	25	24	21	26	26	24	21	26	26	24	21	26	26	25	21	26	26	24	21	24	24	23	20
	kW	6.98	7.14	7.39	7.65	7.57	7.75	8.02	8.31	8.09	8.28	8.58	8.88	8.55	8.76	9.07	9.39	8.94	9.16	9.48	9.83	9.28	9.50	9.84	10.20
	Amps	22.8	23.3	24.0	24.8	24.5	25.0	25.8	26.7	26.4	27.0	27.9	28.9	28.1	28.8	29.7	30.7	29.8	30.5	31.5	32.6	31.5	32.2	33.3	34.5
	HI PR	239	257	271	283	268	288	304	317	304	328	346	361	347	373	394	411	390	420	443	462	431	464	490	511
	LO PR	98	104	113	121	103	110	120	127	107	114	124	133	113	120	131	139	118	125	137	146	122	130	142	151
	MBh	114.2	116.4	124.9	130.1	111.6	113.7	119.1	127.1	108.9	111.0	116.3	124.0	106.2	108.3	113.4	121.0	100.9	102.9	107.8	115.0	93.5	95.3	99.8	106.5
	S/T	0.85	0.82	0.74	0.60	0.88	0.85	0.77	0.62	0.90	0.87	0.79	0.64	0.93	0.90	0.81	0.66	0.97	0.93	0.84	0.68	0.97	0.94	0.85	0.69
	ΔT	25	25	23	20	26	25	24	21	26	25	24	21	26	25	24	21	25	25	24	20	24	24	23	19
kW	7.17	7.34	7.59	7.86	7.78	7.96	8.24	8.53	8.31	8.51	8.81	9.13	8.79	9.00	9.32	9.66	9.19	9.41	9.75	10.10	9.54	9.77	10.12	10.49	
Amps	23.3	23.9	24.6	25.4	25.1	25.7	26.5	27.4	27.1	27.7	28.6	29.6	28.9	29.5	30.5	31.6	30.6	31.3	32.3	33.5	32.4	33.1	34.2	35.4	
HI PR	246	265	279	291	276	297	314	327	314	338	357	372	357	385	406	424	402	433	457	477	444	478	505	527	
LO PR	101	107	117	124	106	113	123	131	110	117	128	137	116	123	135	143	122	129	141	150	126	134	146	156	
MBh	115.9	118.2	123.8	132.0	113.2	115.4	120.9	129.0	110.5	112.7	118.0	125.9	107.8	109.9	115.1	122.8	102.4	104.4	109.4	116.7	94.9	96.7	101.3	108.1	
S/T	0.89	0.86	0.77	0.63	0.92	0.89	0.80	0.65	0.94	0.91	0.82	0.67	0.97	0.94	0.85	0.69	1.00	0.97	0.88	0.71	1.00	0.98	0.89	0.72	
ΔT	24	24	22	19	24	24	23	20	24	24	23	20	24	24	23	20	24	24	22	19	22	22	21	18	
kW	7.21	7.38	7.64	7.91	7.83	8.01	8.29	8.59	8.37	8.57	8.87	9.19	8.84	9.06	9.38	9.72	9.25	9.47	9.81	10.17	9.60	9.83	10.18	10.56	
Amps	23.5	24.0	24.7	25.6	25.2	25.8	26.6	27.5	27.3	27.9	28.8	29.8	29.1	29.7	30.7	31.8	30.8	31.5	32.5	33.7	32.6	33.3	34.4	35.6	
HI PR	248	267	281	294	278	299	316	329	316	340	359	375	360	387	409	427	405	436	460	480	447	482	508	530	
LO PR	101	108	118	125	107	114	124	132	111	118	129	138	117	124	136	144	122	130	142	151	127	135	147	157	

Amperes = outdoor unit amps (comp.+fan)
kW = Total system power

Shaded area reflects AHRI (TVA) conditions

IDB: Entering Indoor Dry Bulb Temperature
High and low pressures are measured at the liquid and suction service valves.

EXPANDED COOLING DATA — DX11SA1204 / (2)CA*F4961*6D*+TXV

IDB	AIRFLOW	OUTDOOR AMBIENT TEMPERATURE																							
		65°F				75°F				85°F				95°F				105°F				115°F			
		59	63	67	71	59	63	67	71	59	63	67	71	59	63	67	71	59	63	67	71	59	63	67	71
70	MBh	101.2	104.9	115.0	-	98.9	102.5	112.3	-	96.5	100.0	109.6	-	94.2	97.6	106.9	-	89.5	92.7	101.6	-	82.9	85.9	94.1	-
	S/T	0.63	0.53	0.36	-	0.65	0.54	0.38	-	0.67	0.56	0.39	-	0.69	0.58	0.40	-	0.72	0.60	0.41	-	0.72	0.60	0.42	-
	ΔT	19	17	13	-	19	17	13	-	19	17	13	-	20	17	13	-	19	17	13	-	18	16	12	-
	kW	6.60	6.78	7.05	-	7.25	7.44	7.74	-	7.82	8.03	8.36	-	8.33	8.55	8.90	-	8.76	9.00	9.36	-	9.13	9.38	9.75	-
	Amps	28.1	28.6	29.4	-	29.8	30.4	31.2	-	31.8	32.4	33.2	-	33.5	34.1	35.0	-	35.2	35.9	36.8	-	36.9	37.6	38.6	-
	HI PR	228	245	259	-	256	275	291	-	291	313	331	-	332	357	377	-	373	401	424	-	412	443	468	-
	LO PR	99	105	115	-	105	111	121	-	109	116	126	-	114	121	133	-	120	127	139	-	124	132	144	-
	MBh	106.6	110.4	121.0	-	104.1	107.9	118.2	-	101.6	105.3	115.4	-	99.1	102.7	112.6	-	94.2	97.6	106.9	-	87.2	90.4	99.1	-
	S/T	0.66	0.55	0.38	-	0.68	0.57	0.39	-	0.70	0.58	0.40	-	0.72	0.60	0.42	-	0.75	0.62	0.43	-	0.75	0.63	0.44	-
	ΔT	19	16	12	-	19	16	12	-	19	16	12	-	19	17	13	-	19	16	12	-	18	15	12	-
kW	6.74	6.92	7.20	-	7.40	7.60	7.90	-	7.98	8.20	8.53	-	8.50	8.73	9.08	-	8.94	9.18	9.55	-	9.32	9.57	9.95	-	
Amps	28.5	29.0	29.8	-	30.3	30.8	31.6	-	32.3	32.9	33.7	-	34.0	34.6	35.6	-	35.7	36.4	37.4	-	37.4	38.2	39.2	-	
HI PR	233	250	265	-	261	281	297	-	297	320	338	-	338	364	384	-	381	410	433	-	421	453	478	-	
LO PR	101	107	117	-	107	113	124	-	111	118	129	-	116	124	135	-	122	130	142	-	126	134	147	-	
MBh	109.8	113.8	124.6	-	107.2	111.1	121.7	-	104.6	108.5	118.8	-	102.1	105.8	115.9	-	97.0	100.5	110.1	-	89.8	93.1	102.0	-	
S/T	0.69	0.58	0.40	-	0.71	0.60	0.41	-	0.73	0.61	0.42	-	0.76	0.63	0.44	-	0.78	0.66	0.45	-	0.79	0.66	0.46	-	
ΔT	18	15	12	-	18	15	12	-	18	15	12	-	18	16	12	-	18	15	12	-	17	14	11	-	
kW	6.80	6.99	7.27	-	7.47	7.68	7.98	-	8.07	8.28	8.62	-	8.59	8.82	9.17	-	9.03	9.28	9.65	-	9.41	9.67	10.05	-	
Amps	28.7	29.2	30.0	-	30.5	31.0	31.8	-	32.5	33.1	34.0	-	34.2	34.9	35.8	-	36.0	36.7	37.7	-	37.7	38.5	39.5	-	
HI PR	235	253	267	-	264	284	300	-	300	323	341	-	342	368	388	-	384	414	437	-	425	457	483	-	
LO PR	102	108	118	-	108	115	125	-	112	119	130	-	118	125	137	-	123	131	143	-	127	136	148	-	

75	MBh	102.9	106.0	114.7	123.1	100.5	103.5	112.1	120.3	98.2	101.1	109.4	117.4	95.8	98.6	106.7	114.5	91.0	93.7	101.4	108.8	84.3	86.8	93.9	100.8
	S/T	0.72	0.64	0.48	0.31	0.74	0.66	0.50	0.32	0.76	0.68	0.51	0.33	0.78	0.70	0.53	0.34	0.81	0.73	0.55	0.35	0.82	0.73	0.56	0.36
	ΔT	22	20	17	12	22	21	17	12	22	21	17	12	23	21	17	12	22	20	17	12	22	21	19	16
	kW	6.67	6.85	7.12	7.41	7.32	7.52	7.82	8.14	7.90	8.12	8.44	8.78	8.41	8.64	8.99	9.35	8.85	9.09	9.45	9.84	9.23	9.47	9.85	10.25
	Amps	28.3	28.8	29.6	30.4	30.1	30.6	31.4	32.3	32.0	32.6	33.5	34.5	33.7	34.4	35.3	36.4	35.5	36.1	37.1	38.3	37.1	37.9	38.9	40.1
	HI PR	230	248	262	273	259	278	294	306	294	316	334	349	335	360	381	397	377	405	428	447	416	448	473	493
	LO PR	100	106	116	124	106	112	123	131	110	117	127	136	115	123	134	143	121	129	140	149	125	133	145	155
	MBh	108.4	111.6	120.8	129.6	105.8	109.0	118.0	126.6	103.3	106.4	115.1	123.6	100.8	103.8	112.3	120.6	95.8	98.6	106.7	114.5	88.7	91.3	98.9	106.1
	S/T	0.75	0.67	0.51	0.33	0.77	0.69	0.52	0.34	0.79	0.71	0.54	0.35	0.82	0.73	0.55	0.36	0.85	0.76	0.58	0.37	0.86	0.77	0.58	0.37
	ΔT	22	20	16	11	22	20	17	11	22	20	17	11	22	20	17	12	22	20	16	11	20	19	15	11
kW	6.80	6.99	7.27	7.57	7.48	7.68	7.99	8.31	8.07	8.29	8.62	8.97	8.59	8.82	9.17	9.55	9.03	9.28	9.65	10.04	9.42	9.67	10.06	10.46	
Amps	28.7	29.2	30.0	30.8	30.5	31.0	31.8	32.7	32.5	33.1	34.0	35.0	34.2	34.9	35.8	36.9	36.0	36.7	37.7	38.9	37.7	38.5	39.5	40.8	
HI PR	235	253	267	279	264	284	300	313	300	323	341	356	342	368	388	405	384	414	437	456	425	457	483	504	
LO PR	102	108	118	126	108	115	125	133	112	119	130	139	118	125	137	146	123	131	143	152	128	136	148	158	
MBh	111.6	114.9	124.4	133.5	109.0	112.2	121.5	130.4	106.4	109.6	118.6	127.3	103.8	106.9	115.7	124.2	98.6	101.6	109.9	118.0	91.4	94.1	101.8	109.3	
S/T	0.78	0.70	0.53	0.34	0.81	0.73	0.55	0.35	0.83	0.74	0.56	0.36	0.86	0.77	0.58	0.37	0.89	0.80	0.60	0.39	0.90	0.80	0.61	0.39	
ΔT	20	19	15	11	21	19	16	11	21	19	16	11	21	19	16	11	21	19	15	11	19	18	14	10	
kW	6.87	7.06	7.34	7.64	7.55	7.76	8.07	8.39	8.15	8.37	8.70	9.06	8.68	8.91	9.27	9.64	9.12	9.37	9.75	10.14	9.51	9.77	10.16	10.57	
Amps	28.9	29.4	30.2	31.0	30.7	31.3	32.1	33.0	32.7	33.3	34.2	35.2	34.5	35.2	36.1	37.2	36.3	37.0	38.0	39.1	38.0	38.8	39.8	41.1	
HI PR	237	256	270	281	266	287	303	316	303	326	344	359	345	371	392	409	388	418	441	460	429	462	488	509	
LO PR	103	110	120	127	109	116	126	135	113	120	131	140	119	126	138	147	125	132	145	154	129	137	150	159	

Amps = outdoor unit amps (comp.+fan)
kW = Total system power

Shaded area reflects ACCA (TVA) conditions

IDB: Entering Indoor Dry Bulb Temperature
High and low pressures are measured at the liquid and suction service valves.

EXPANDED COOLING DATA — DX11SA1204 / (2)CA*F4961*6D*+TXV (CONT.)

IDB	AIRFLOW	OUTDOOR AMBIENT TEMPERATURE																								
		65°F				75°F				85°F				95°F				105°F				115°F				
		59	63	67	71	59	63	67	71	59	63	67	71	59	63	67	71	59	63	67	71	59	63	67	71	
80	3063	MBh	104.8	107.1	114.4	122.3	102.3	104.6	111.7	119.4	99.9	102.1	109.1	116.6	97.5	99.6	106.4	113.7	92.6	94.6	101.1	108.1	85.8	87.6	93.6	100.1
		S/T	0.78	0.74	0.60	0.45	0.81	0.76	0.62	0.46	0.83	0.78	0.64	0.48	0.86	0.81	0.66	0.49	0.89	0.84	0.68	0.51	0.90	0.84	0.69	0.51
		ΔT	25	24	21	16	25	24	21	17	25	24	21	17	25	24	21	17	25	24	21	17	23	22	19	15
		kW	6.74	6.92	7.20	7.49	7.40	7.60	7.90	8.22	7.98	8.20	8.53	8.87	8.50	8.73	9.08	9.45	8.94	9.18	9.55	9.94	9.32	9.57	9.95	10.36
		Amps	28.5	29.0	29.8	30.6	30.3	30.8	31.6	32.5	32.3	32.9	33.7	34.7	34.0	34.6	35.6	36.6	35.7	36.4	37.4	38.6	37.4	38.2	39.2	40.4
	3438	HI PR	233	250	265	276	261	281	297	310	297	320	338	352	338	364	384	401	381	410	433	451	421	453	478	498
		LO PR	101	107	117	125	107	113	124	132	111	118	129	137	116	124	135	144	122	130	142	151	126	134	147	156
		MBh	110.3	112.7	120.4	128.7	107.7	110.1	117.6	125.7	105.2	107.5	114.8	122.7	102.6	104.8	112.0	119.7	97.5	99.6	106.4	113.7	90.3	92.3	98.6	105.4
		S/T	0.82	0.77	0.63	0.47	0.85	0.80	0.65	0.48	0.87	0.82	0.66	0.50	0.90	0.84	0.69	0.51	0.93	0.87	0.71	0.53	0.94	0.88	0.72	0.54
		ΔT	24	23	20	16	24	23	20	16	24	23	20	16	25	24	21	16	24	23	20	16	23	22	19	15
3938	kW	6.87	7.06	7.34	7.64	7.55	7.76	8.07	8.39	8.15	8.37	8.71	9.06	8.68	8.91	9.27	9.64	9.13	9.37	9.75	10.14	9.51	9.77	10.16	10.57	
	Amps	28.9	29.4	30.2	31.0	30.7	31.3	32.1	33.0	32.7	33.4	34.2	35.2	34.5	35.2	36.1	37.2	36.3	37.0	38.0	39.2	38.0	38.8	39.8	41.1	
	HI PR	238	256	270	282	267	287	303	316	303	326	344	359	345	372	392	409	388	418	441	460	429	462	488	509	
	LO PR	103	110	120	127	109	116	126	135	113	120	131	140	119	126	138	147	125	132	145	154	129	137	150	159	
	MBh	113.6	116.1	124.0	132.6	111.0	113.4	121.1	129.5	108.3	110.7	118.2	126.4	105.7	108.0	115.4	123.3	100.4	102.6	109.6	117.2	93.0	95.0	101.5	108.5	
85	3063	S/T	0.86	0.81	0.66	0.49	0.89	0.83	0.68	0.51	0.91	0.86	0.70	0.52	0.94	0.88	0.72	0.54	1.00	0.92	0.75	0.56	1.00	0.92	0.75	0.56
		ΔT	23	22	19	15	23	22	19	15	23	22	19	15	23	22	19	15	23	22	19	15	22	21	18	14
		kW	6.80	6.99	7.27	7.56	7.47	7.68	7.98	8.31	8.07	8.28	8.62	8.96	8.59	8.82	9.17	9.54	9.03	9.28	9.65	10.04	9.41	9.67	10.05	10.46
		Amps	28.7	29.2	30.0	30.8	30.5	31.0	31.8	32.7	32.5	33.1	34.0	35.0	34.2	34.9	35.8	36.9	36.0	36.7	37.7	38.8	37.7	38.5	39.5	40.8
		HI PR	235	253	267	279	264	284	300	313	300	323	341	356	342	368	388	405	384	414	437	456	425	457	483	503
	3438	LO PR	102	108	118	126	108	115	125	133	112	119	130	138	118	125	137	145	123	131	143	152	127	136	148	158
		MBh	112.2	114.4	119.8	127.8	109.6	111.7	117.0	124.8	107.0	109.1	114.2	121.9	104.4	106.4	111.4	118.9	99.2	101.1	105.9	112.9	94.2	96.0	100.6	107.3
		S/T	0.86	0.83	0.75	0.61	0.89	0.86	0.78	0.63	0.91	0.88	0.79	0.64	0.94	0.91	0.82	0.67	0.98	0.94	0.85	0.69	0.99	0.95	0.86	0.70
		ΔT	26	25	24	21	26	26	24	21	26	26	24	21	26	26	24	21	26	26	24	21	24	24	23	19
		kW	6.94	7.13	7.42	7.72	7.63	7.83	8.15	8.48	8.23	8.45	8.79	9.15	8.76	9.00	9.36	9.74	9.22	9.47	9.85	10.24	9.61	9.87	10.26	10.68
3938	Amps	29.1	29.6	30.4	31.3	30.9	31.5	32.3	33.2	33.0	33.6	34.5	35.5	34.7	35.4	36.4	37.5	36.5	37.2	38.3	39.5	38.3	39.1	40.1	41.4	
	HI PR	240	258	273	284	269	290	306	319	306	329	348	363	349	375	396	413	392	422	446	465	433	466	493	514	
	LO PR	104	111	121	129	110	117	128	136	114	122	133	141	120	128	139	148	126	134	146	156	130	138	151	161	
	MBh	115.6	117.8	123.4	131.6	112.9	115.1	120.5	128.6	110.2	112.3	117.7	125.5	107.5	109.6	114.8	122.5	102.1	104.1	109.0	116.3	94.6	96.4	101.0	107.8	
	S/T	0.90	0.87	0.78	0.64	0.93	0.90	0.81	0.66	0.96	0.92	0.83	0.68	0.99	0.95	0.86	0.70	1.00	0.99	0.89	0.72	1.00	1.00	0.90	0.73	
3938	ΔT	24	24	23	20	25	24	23	20	25	24	23	20	25	24	23	20	24	24	23	20	22	22	21	18	
	kW	7.02	7.21	7.49	7.80	7.71	7.91	8.23	8.57	8.32	8.54	8.88	9.24	8.85	9.09	9.46	9.84	9.31	9.56	9.94	10.35	9.71	9.97	10.37	10.78	
	Amps	29.3	29.9	30.6	31.5	31.1	31.7	32.5	33.5	33.2	33.8	34.7	35.8	35.0	35.7	36.6	37.8	36.8	37.5	38.6	39.8	38.6	39.3	40.4	41.7	
	HI PR	242	261	275	287	272	293	309	322	309	333	351	366	352	379	400	417	396	426	450	470	438	471	497	519	
	LO PR	105	112	122	130	111	118	129	137	115	123	134	143	121	129	141	150	127	135	148	157	131	140	153	163	

IDB: Entering Indoor Dry Bulb Temperature
 High and low pressures are measured at the liquid and suction service valves.
 Shaded area reflects AHRI (TVA) conditions
 Amps = outdoor unit amps (comp.+fan)
 kW = Total system power

AHRI PERFORMANCE RATINGS

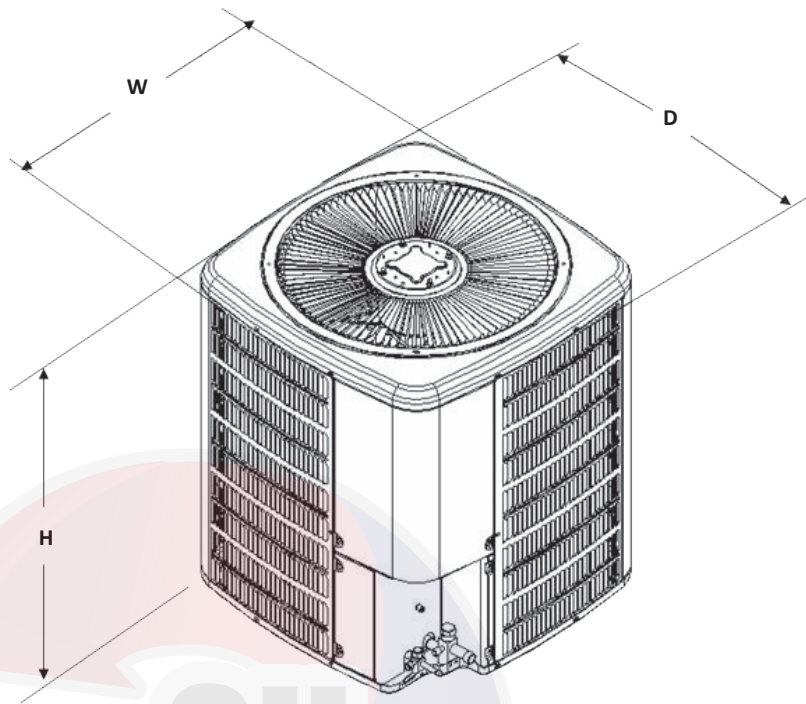
OUTDOOR UNIT	INDOOR UNIT	COOLING CAPACITY ¹		EER / IEER ²	AHRI #
		TOTAL	SENSIBLE		
DX11SA0903A*	DAR0904A*	88,000	63,000	11.2 / 11.5	6334521
	(2)CA*F4961*6D+TXV	88,000	62,000	11.2 / 11.5	6334520
DX11SA0904A*	DAR0904A*	88,000	63,000	11.2 / 11.5	6334523
	(2)CA*F4961*6D+TXV	88,000	62,000	11.2 / 11.5	6334522
DX11SA1203A*	DAR1204A*	114,000	82,000	11.2 / 11.5	6334525
	(2)CA*F4961*6D+TXV	110,000	76,000	11.2 / 11.5	6334524
DX11SA1204A*	DAR1204A*	112,000	80,000	11.2 / 11.5	6334527
	(2)CA*F4961*6D+TXV	110,000	76,000	11.2 / 11.5	6334526

¹ BTU/h

² EER = Energy Efficiency Ratio; IEER = Integrated Energy Efficiency Ratio

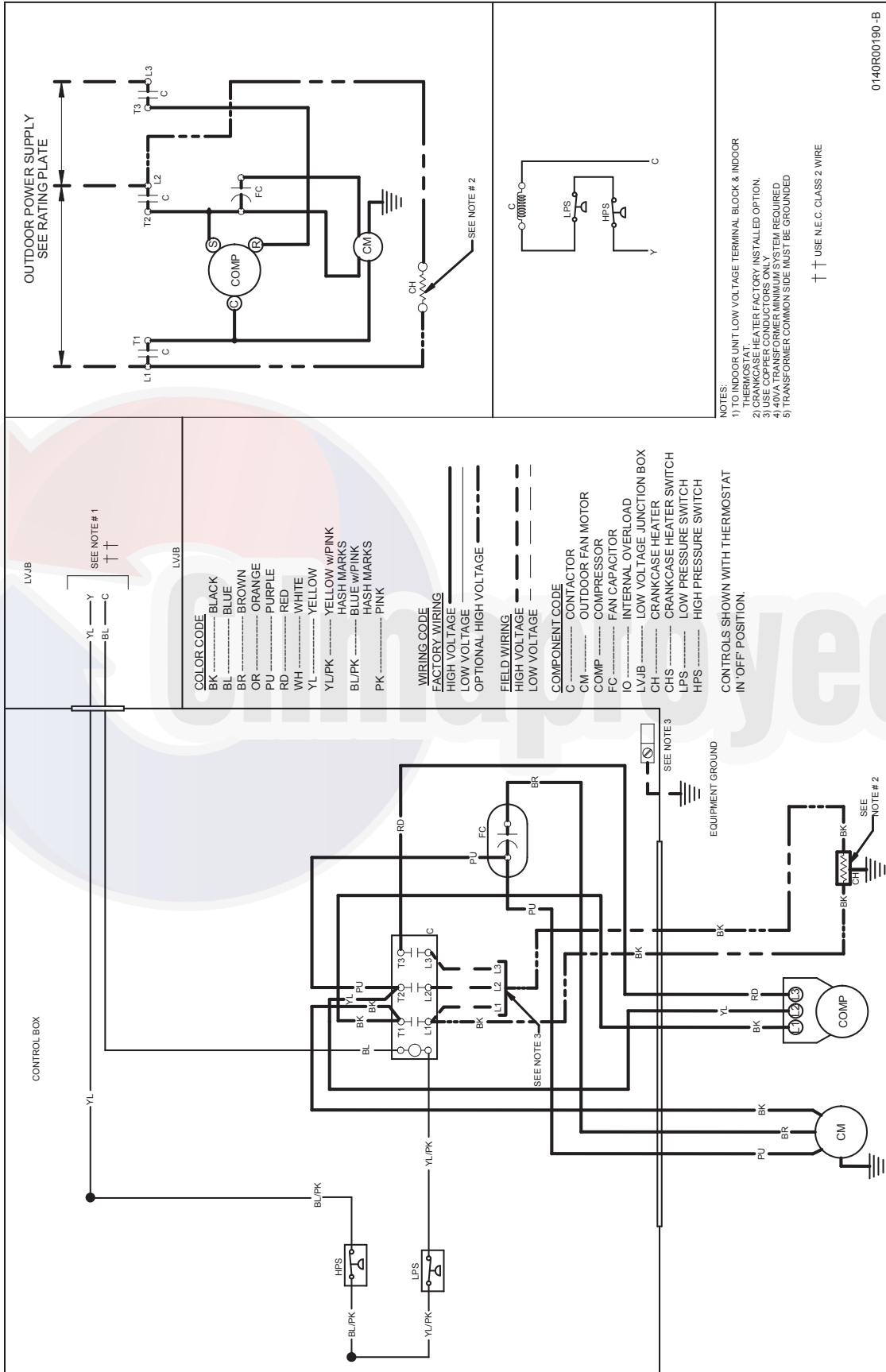


DIMENSIONS



MODEL	DIMENSIONS		
	W"	D"	H"
DX11SA0903A*	35½	35½	37½
DX11SA0904A*	35½	35½	37½
DX11SA1203A*	35½	35½	41½
DX11SA1204A*	35½	35½	41½

WIRING DIAGRAM



WARNING

⚡

High Voltage: Disconnect all power before servicing or installing this unit. Multiple power sources may be present. Failure to do so may cause property damage, personal injury, or death.

Wiring is subject to change. Always refer to the wiring diagram or the unit for the most up-to-date wiring.

ACCESSORIES

MODEL	DESCRIPTION
ABK-20	Anchor Bracket Kit [°]
HPTD18-60	Digital room thermostat with 1-stage cool/1-stage heat
HPT18-60	Standard room thermostat with 1-stage cool/1-stage heat
FSK01A	Freeze Protection Kit ¹
LA-01	Low Ambient Kit

[°] Contains 20 brackets; four brackets needed to anchor unit to pad

¹ Installed on indoor coil



NOTES

