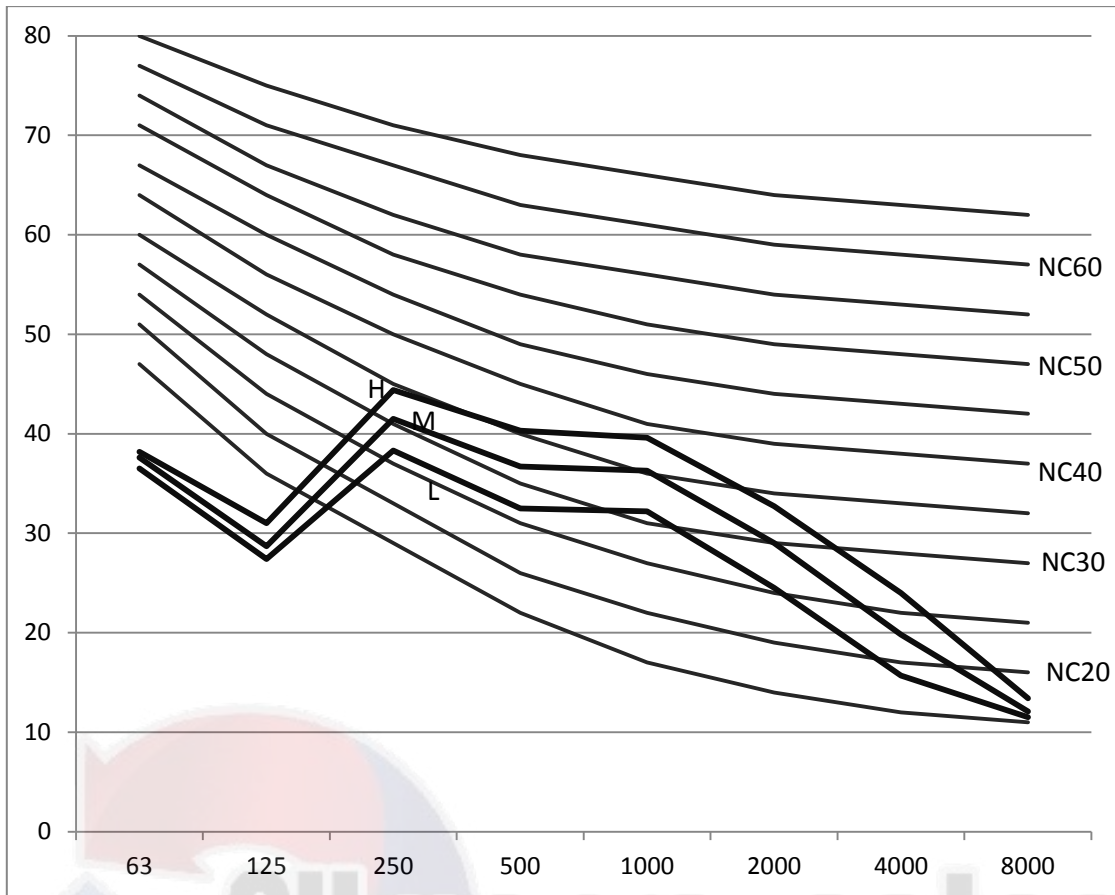
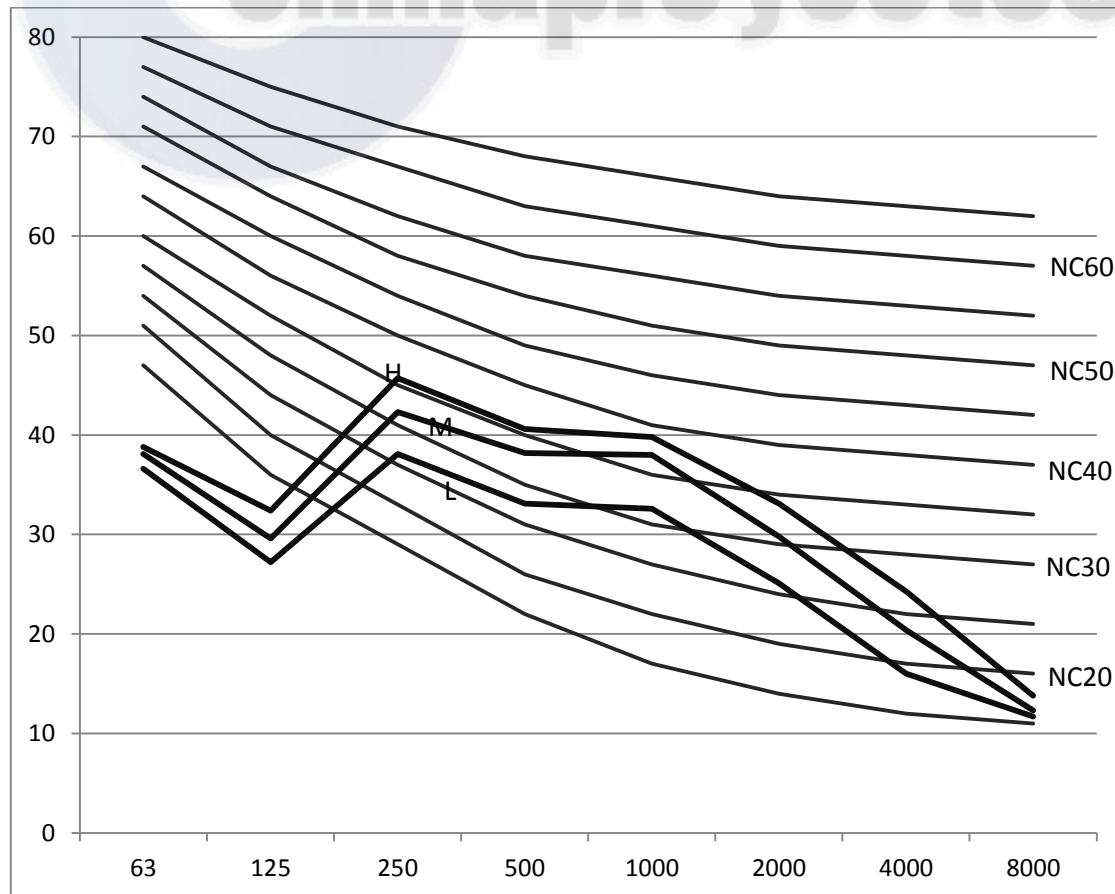

















MDV-D56Q1/N1-D



MDV-D71Q1/N1-D




**10. Accessories****Standard accessories**

Name	Quantity	Outline	Function
Indoor unit installation manual	1	/	Hand to the user
Installation paper plate	1		For installing the suspender and cutting the ceiling
Protection sleeve for refrigerant inlet and outlet pipes	2		For heat insulation of the pipe connections
Fastening belt	10		For fastening
Flexible drainage pipe	1		For the connection between the air-conditioner and the drainage pipe
Clasp	1		For fastening the flexible drainage pipe
Big gasket	8		Necessary fastener for hanging the air-conditioner
Screw	8		Necessary fastener for hanging the air-conditioner
Panel installation bolt	6/7		For installing the panel to the air-conditioner
Operation manual for remote controller	1		Please hand to the user
Remote controller	1		For remotely controlling the unit
Remote controller support	1		For placing the remote controller
Battery	2		Battery for remote controller
Cross-recessed countersunk head self tapping screw	2		For fixing the remote controller support
Small flathead screwdriver	1		Use for installing the wires and dial codes
Copper	1		Use for pipe connection of engineering installation

## Two-way Cassette

1. Features.....	26
2. Specifications .....	27
3. Dimensions .....	29
4. Service Spaces .....	30
5. Piping Diagrams .....	31
6. Wiring Diagrams .....	32
7. Capacity Tables .....	33
8. Electrical Characteristics.....	37
9. Sound Levels .....	38
10. Accessories.....	41



## 1. Features

1.1 Lower noise level

1.2 Smoother air flow with less turbulence

1.3 Double-flow type allows effective air discharge from corner or from drop-ceiling.



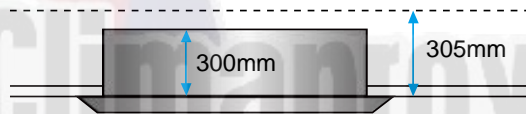
1.4 Stylish design

Be harmonious with any interior decoration and creates an elegant environment

1.5 Thin main body

Slim body needs 300 mm space above the ceiling, reduces the suspended ceiling space.

Installation is free of floor height, which is flexible to room decoration



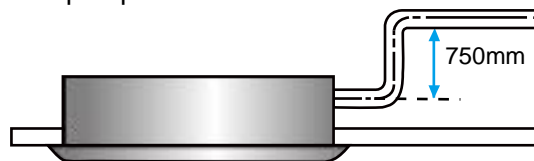
1.6 Convenient installation

Double direction air flow guarantee quick cooling, flexible installation position.

Standardized sectional module

Matching the center of main unit and panel

1.7 Built-in water pump with 750mm pump head.



1.8 Easier cleaning and maintenance

Flat type suction grille of easy cleaning

1.9 Auto restart

When the indoor unit is powered off, it will auto restart when powered on again after 3 minutes and operate in the original state.

## 2. Specifications

Model			MDV-D22Q2/N1	MDV-D28Q2/N1	MDV-D36Q2/N1
Power supply		V-Ph-Hz	220-240V-1ph-50Hz		
Cooling	Capacity	kW	2.2	2.8	3.6
	Input	W	57	57	60
	Rated current	A	0.35	0.45	0.45
Heating	Capacity	kW	2.6	3.2	4
	Input	W	57	57	60
	Rated current	A	0.35	0.45	0.45
Indoor fan & motor	Model		YSK31-6-1	YSK31-6-1	YSK31-6
	Type		AC motor	AC motor	AC motor
	Brand		Welling	Welling	Welling
	Input	W	60	60	67
	Capacitor	uF	2	2	2.5
	Fan blower material		ABS-GF15	ABS-GF15	ABS-GF15
	Speed (h/m/l)	r/min	670/550/450	670/550/450	730/590/470
Indoor coil	Number of rows		1	1	1
	Tube pitch(a) × row pitch(b)	mm	21×3.37	21×3.37	21×3.37
	Fin spacing	mm	1.5	1.5	1.5
	Fin type		Hydrophilic Aluminum		
	Tube outside dia. and type	mm	Φ7, Inner-groove Tube		
	Coil length × height × width	mm	882×210×3.37		
	Number of circuits		4	4	4
Indoor air flow (H/M/L)		m <sup>3</sup> /h	654/530/410	654/530/410	725/591/458
Indoor noise level (H/M/L)		dB(A)	33/29/24	36/32/29	36/32/29
Indoor unit	Dimension (W× H × D)		mm	1172×299×591	1172×299×591
	Packing (W×H×D)		mm	1355×400×675	1355×400×675
	Net/Gross weight		kg	34/42.5	34/42.5
Panel	Dimension (W× H ×D)		mm	1430×53×680	1430×53×680
	Packing (W×H×D)		mm	1525×130×765	1525×130×765
	Net/Gross weight		kg	10.5/15	10.5/15
Refrigerant type			R410A		
Throttle	Type		Electronic expansion valve		
	Model		BD20FKS(L)		
Design pressure(H/L)		MPa	4.4/2.6		
Refrigerant	Liquid side/ Gas side		mm		
Connecting wiring	Power wiring		mm <sup>2</sup>		
	Signal wiring		mm <sup>2</sup>		
Drainage water pipe diameter		mm	OD Φ32		
Controller			Wireless remote controller		

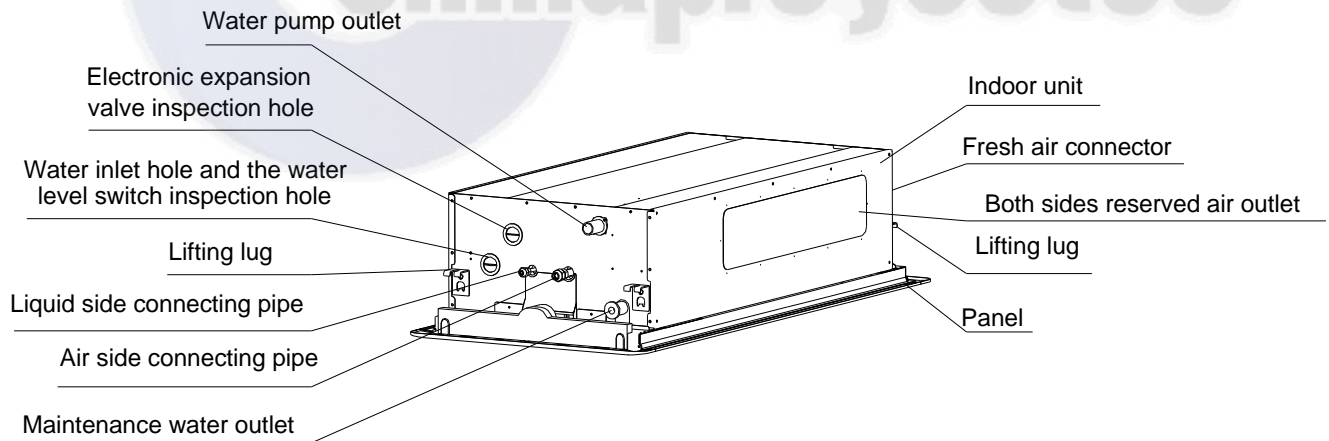
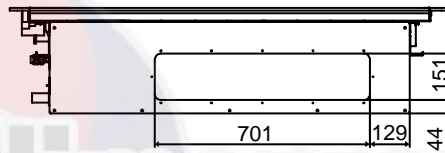
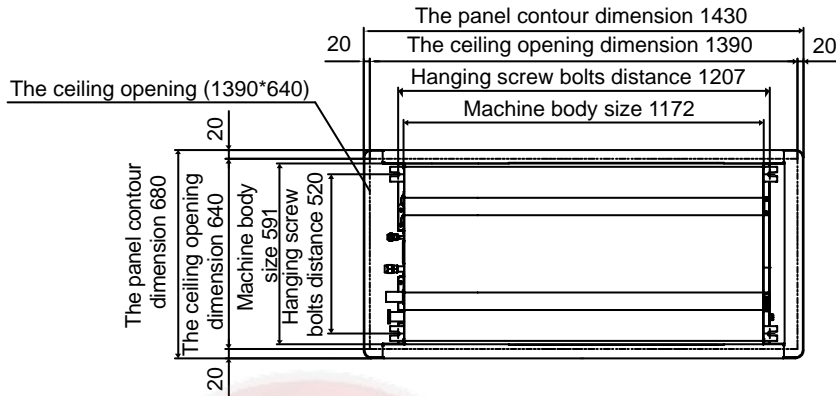
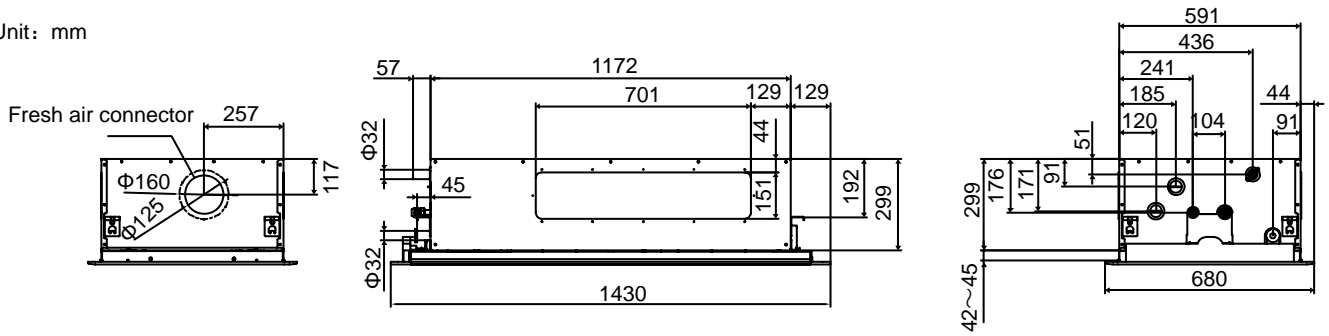
- Notes:**
1. Nominal cooling capacities are based on the following conditions: return air temperature: 27°CDB,19°CWB, outdoor temperature:35°CDB,equivalent ref. Piping: 8m(horizontal)
  2. Nominal heating capacities are based on the following conditions: return air temperature: 20°CDB, outdoor temperature: 7°CDB,6°CWB,equivalent ref. Piping: 8m(horizontal)

Model			MDV-D45Q2/N1	MDV-D56Q2/N1	MDV-D71Q2/N1
Power supply		V-Ph-Hz	220-240V-1ph-50Hz		
Cooling	Capacity	kW	4.5	5.6	7.1
	Input	W	92	108	154
	Rated current	A	0.55	0.55	0.75
Heating	Capacity	kW	5	6.3	8
	Input	W	92	108	154
	Rated current	A	0.55	0.55	0.75
Indoor fan & motor	Model		YSK58-4-1	YSK58-4	YSK91-4
	Type		AC motor	AC motor	AC motor
	Brand		Welling	Welling	Welling
	Input	W	106	128	162
	Capacitor	uF	2	3.5	3.5
	Fan Blower type		ABS-GF15	ABS-GF15	ABS-GF15
	Speed (h/m/l)	r/min	801/645/542	910/755/642	1159/1032/795
Indoor coil	Number of rows		2	2	2
	Tube pitch(a) x row pitch(b)	mm	21x3.37	21x3.37	21x3.37
	Fin spacing	mm	1.5	1.5	1.5
	Fin type		Hydrophilic Aluminum		
	Tube outside dia. and type	mm	Φ7, Inner-groove Tube		
	Coil length x height x width	mm	882x210x6.74		
	Number of circuits		6	6	6
Indoor air flow (H/M/L)		m <sup>3</sup> /h	850/670/550	980/800/670	1200/1000/770
Indoor noise level (H/M/L)		dB(A)	39/35/30	39/35/30	44/40/34
Indoor unit	Dimension (WxHxD)	mm	1172x299x591	1172x299x591	1172x299x591
	Packing (WxHxD)	mm	1355x400x675	1355x400x675	1355x400x675
	Net/Gross weight	kg	36/44.5	36/44.5	36/44.5
Panel	Model		CE-MBQ2-01(MBQ2-01)		
	Dimension (WxHxD)	mm	1430x53x680	1430x53x680	1430x53x680
	Packing (WxHxD)	mm	1525x130x765	1525x130x765	1525x130x765
	Net/Gross weight	kg	10.5/15	10.5/15	10.5/15
Refrigerant type		R410A			
Throttle	Type	Electronic expansion valve			
	Model	BD20FKS(L)			
Design pressure(H/L)		MPa	4.4/2.6		
Refrigerant	Liquid side/ Gas side	mm	Φ6.35/Φ12.7	Φ9.53/Φ15.9	Φ9.53/Φ15.9
Connecting wiring	Power wiring	mm <sup>2</sup>	3x2.5(L≤20m); 3x3.5(L≤50m)		
	Signal wiring	mm <sup>2</sup>	3x0.75		
Drainage water pipe diameter		mm	OD Φ32		
Controller		Wireless remote controller			

- Notes:**1. Nominal cooling capacities are based on the following conditions: return air temperature: 27°CDB,19°CWB, outdoor temperature:35°CDB,equivalent ref. Piping: 8m(horizontal)
2. Nominal heating capacities are based on the following conditions: return air temperature: 20°CDB, outdoor temperature: 7°CDB,6°CWB,equivalent ref. Piping: 8m(horizontal)


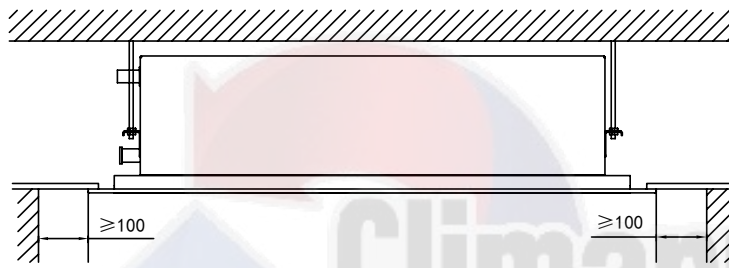
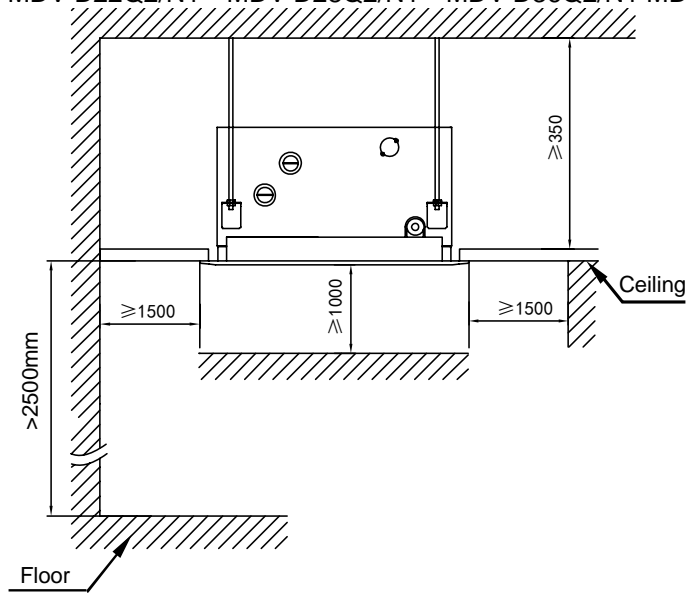
### 3. Dimensions

Unit: mm



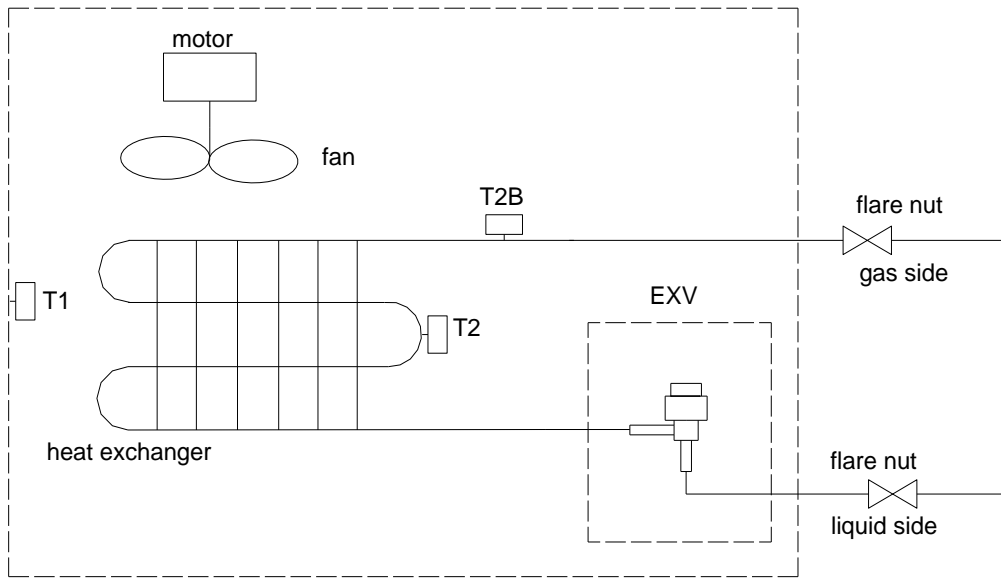
### 4. Service Spaces

MDV-D22Q2/N1 MDV-D28Q2/N1 MDV-D36Q2/N1 MDV-D45Q2/N1 MDV-D56Q2/N1 MDV-D71Q2/N1



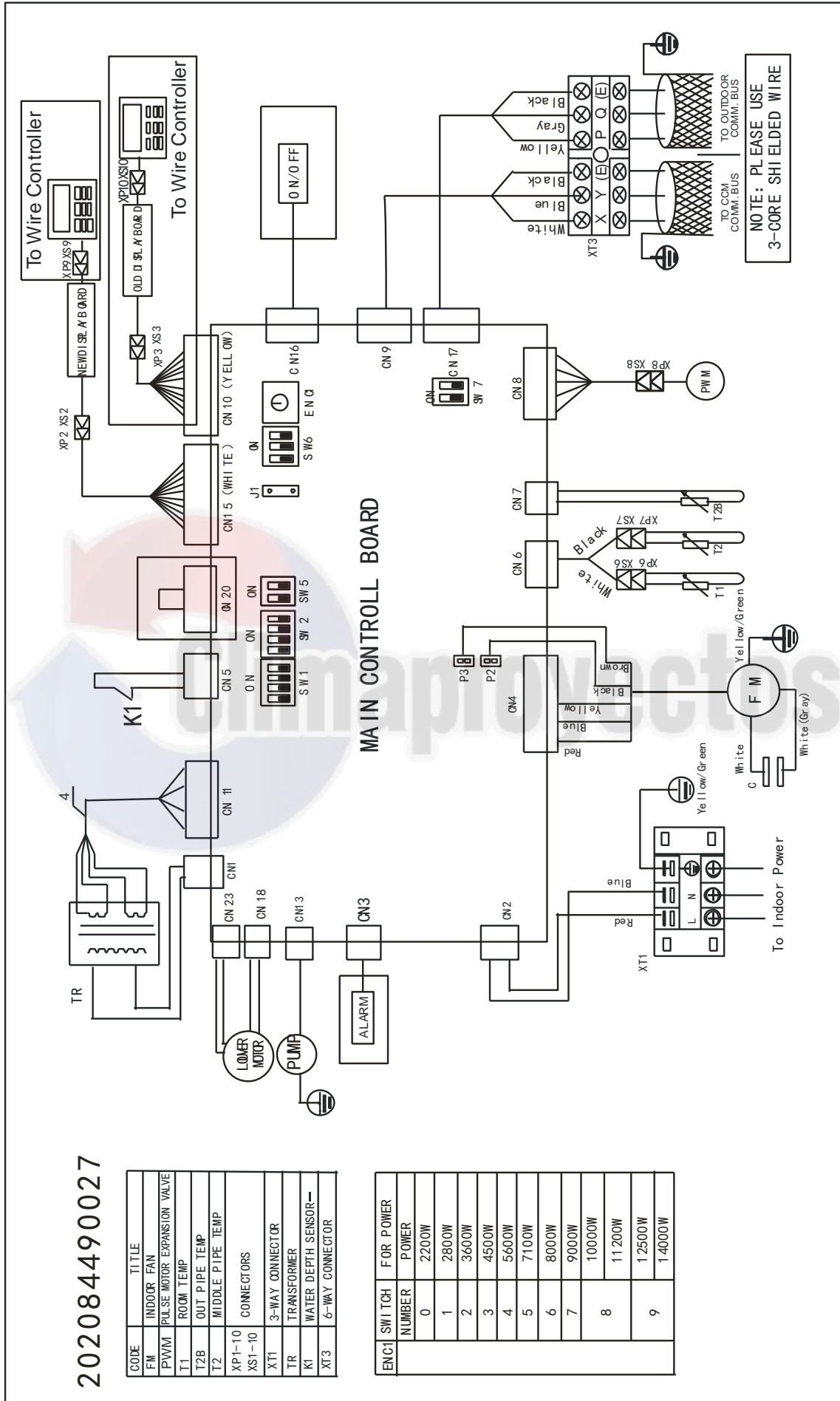


### 5. Piping Diagrams



### 6. Wiring Diagrams

MDV-D22Q2/N1 MDV-D28Q2/N1 MDV-D36Q2/N1 MDV-D45Q2/N1 MDV-D56Q2/N1 MDV-D71Q2/N1



### 7. Capacity Tables

7.1 Cooling TC: total capacity SC: sensible capacity

WB: wet-bulb temperature DB: dry-bulb temperature

Indoor Unit size (kW)	Outdoor temperature (°CDB)	Indoor temperature (°CWB/DB)													
		14/20		16/23		18/26		19/27		20/28		22/30		24/32	
		TC	SC	TC	SC	TC	SC	TC	SC	TC	SC	TC	SC	TC	SC
		kW	kW	kW	kW	kW	kW	kW	kW	kW	kW	kW	kW	kW	kW
2.2	10.0	1.5	1.3	1.8	1.4	2.1	1.5	2.2	1.5	2.3	1.6	2.6	1.6	2.9	1.5
	12.0	1.5	1.3	1.8	1.4	2.1	1.5	2.2	1.5	2.3	1.6	2.6	1.6	2.8	1.5
	14.0	1.5	1.3	1.8	1.4	2.1	1.5	2.2	1.5	2.3	1.6	2.6	1.6	2.8	1.5
	16.0	1.5	1.3	1.8	1.4	2.1	1.5	2.2	1.5	2.3	1.6	2.6	1.6	2.8	1.5
	18.0	1.5	1.3	1.8	1.4	2.1	1.5	2.2	1.5	2.3	1.6	2.6	1.6	2.8	1.4
	20.0	1.5	1.3	1.8	1.4	2.1	1.5	2.2	1.5	2.3	1.6	2.6	1.6	2.7	1.4
	21.0	1.5	1.3	1.8	1.4	2.1	1.5	2.2	1.5	2.3	1.6	2.6	1.6	2.7	1.4
	23.0	1.5	1.3	1.8	1.4	2.1	1.5	2.2	1.5	2.3	1.6	2.5	1.5	2.7	1.4
	25.0	1.5	1.3	1.8	1.4	2.1	1.5	2.2	1.5	2.3	1.6	2.5	1.5	2.6	1.4
	27.0	1.5	1.3	1.8	1.4	2.1	1.5	2.2	1.5	2.3	1.6	2.5	1.5	2.6	1.4
	29.0	1.5	1.3	1.8	1.4	2.1	1.5	2.2	1.5	2.3	1.6	2.4	1.4	2.5	1.4
	31.0	1.5	1.3	1.8	1.4	2.1	1.5	2.2	1.5	2.3	1.6	2.4	1.4	2.5	1.4
	33.0	1.5	1.3	1.8	1.4	2.1	1.5	2.2	1.5	2.3	1.6	2.4	1.4	2.4	1.4
	35.0	1.5	1.3	1.8	1.4	2.1	1.5	2.2	1.5	2.3	1.6	2.3	1.3	2.4	1.4
	37.0	1.5	1.3	1.8	1.4	2.1	1.5	2.2	1.5	2.3	1.6	2.3	1.3	2.3	1.4
	39.0	1.5	1.3	1.8	1.4	2.1	1.5	2.2	1.5	2.2	1.5	2.3	1.3	2.3	1.4
42.0	1.5	1.3	1.8	1.4	2.1	1.5	2.2	1.5	2.2	1.5	2.3	1.3	2.3	1.4	
44.0	1.5	1.3	1.8	1.4	2.1	1.5	2.2	1.5	2.2	1.5	2.3	1.3	2.3	1.4	
46.0	1.5	1.3	1.8	1.4	2.1	1.5	2.2	1.5	2.2	1.5	2.3	1.3	2.3	1.4	
2.8	10.0	1.9	1.6	2.3	1.8	2.6	1.9	2.8	1.9	3.0	1.9	3.3	2.0	3.7	2.0
	12.0	1.9	1.6	2.3	1.8	2.6	1.9	2.8	1.9	3.0	1.9	3.3	2.0	3.6	2.0
	14.0	1.9	1.6	2.3	1.8	2.6	1.9	2.8	1.9	3.0	1.9	3.3	2.0	3.6	2.0
	16.0	1.9	1.6	2.3	1.8	2.6	1.9	2.8	1.9	3.0	1.9	3.3	2.0	3.5	1.9
	18.0	1.9	1.6	2.3	1.8	2.6	1.9	2.8	1.9	3.0	1.9	3.3	2.0	3.5	1.9
	20.0	1.9	1.6	2.3	1.8	2.6	1.9	2.8	1.9	3.0	1.9	3.3	2.0	3.4	1.9
	21.0	1.9	1.6	2.3	1.8	2.6	1.9	2.8	1.9	3.0	1.9	3.3	2.0	3.4	1.9
	23.0	1.9	1.6	2.3	1.8	2.6	1.9	2.8	1.9	3.0	1.9	3.3	2.0	3.4	1.9
	25.0	1.9	1.6	2.3	1.8	2.6	1.9	2.8	1.9	3.0	1.9	3.2	1.9	3.3	1.9
	27.0	1.9	1.6	2.3	1.8	2.6	1.9	2.8	1.9	3.0	1.9	3.2	1.9	3.3	1.9
	29.0	1.9	1.6	2.3	1.8	2.6	1.9	2.8	1.9	3.0	1.9	3.1	1.8	3.2	1.8
	31.0	1.9	1.6	2.3	1.8	2.6	1.9	2.8	1.9	3.0	1.9	3.1	1.8	3.2	1.7
	33.0	1.9	1.6	2.3	1.8	2.6	1.9	2.8	1.9	3.0	1.9	3.1	1.8	3.1	1.7
	35.0	1.9	1.6	2.3	1.8	2.6	1.9	2.8	1.9	2.9	1.9	3.0	1.8	3.1	1.7
	37.0	1.9	1.6	2.3	1.8	2.6	1.9	2.8	1.9	2.9	1.9	3.0	1.8	3.0	1.7
	39.0	1.9	1.6	2.3	1.8	2.6	1.9	2.8	1.9	2.9	1.9	3.0	1.9	3.0	1.7
42.0	1.9	1.6	2.3	1.8	2.6	1.9	2.8	1.9	2.9	1.9	3.0	1.9	3.0	1.7	
44.0	1.9	1.6	2.3	1.8	2.6	1.9	2.8	1.9	2.9	1.9	3.0	1.9	3.0	1.7	
46.0	1.9	1.6	2.3	1.8	2.6	1.9	2.8	1.9	2.9	1.9	3.0	1.9	3.0	1.7	
3.6	10.0	2.5	1.9	2.9	2.1	3.4	2.3	3.6	2.4	3.8	2.5	4.3	2.4	4.7	2.5
	12.0	2.5	1.9	2.9	2.1	3.4	2.3	3.6	2.4	3.8	2.5	4.3	2.4	4.7	2.5
	14.0	2.5	1.9	2.9	2.1	3.4	2.3	3.6	2.4	3.8	2.5	4.3	2.4	4.6	2.4
	16.0	2.5	1.9	2.9	2.1	3.4	2.3	3.6	2.4	3.8	2.5	4.3	2.4	4.5	2.4
	18.0	2.5	1.9	2.9	2.1	3.4	2.3	3.6	2.4	3.8	2.5	4.3	2.4	4.5	2.4
	20.0	2.5	1.9	2.9	2.1	3.4	2.3	3.6	2.4	3.8	2.5	4.3	2.4	4.4	2.3
	21.0	2.5	1.9	2.9	2.1	3.4	2.3	3.6	2.4	3.8	2.5	4.3	2.4	4.4	2.3
	23.0	2.5	1.9	2.9	2.1	3.4	2.3	3.6	2.4	3.8	2.5	4.1	2.3	4.3	2.2
	25.0	2.5	1.9	2.9	2.1	3.4	2.3	3.6	2.4	3.8	2.5	4.1	2.3	4.2	2.2
	27.0	2.5	1.9	2.9	2.1	3.4	2.3	3.6	2.4	3.8	2.5	4.0	2.2	4.2	2.2
	29.0	2.5	1.9	2.9	2.1	3.4	2.3	3.6	2.4	3.8	2.5	4.0	2.2	4.1	2.2
	31.0	2.5	1.9	2.9	2.1	3.4	2.3	3.6	2.4	3.8	2.5	4.2	2.6	4.1	2.2
	33.0	2.5	1.9	2.9	2.1	3.4	2.3	3.6	2.4	3.8	2.5	4.2	2.6	3.9	2.1
	35.0	2.5	1.9	2.9	2.1	3.4	2.3	3.6	2.4	3.8	2.5	4.2	2.6	3.9	2.1
	37.0	2.5	1.9	2.9	2.1	3.4	2.3	3.6	2.4	3.7	2.4	3.8	2.3	3.9	2.1
	39.0	2.5	1.9	2.9	2.1	3.4	2.3	3.6	2.4	3.7	2.4	3.8	2.3	3.8	2.1
42.0	2.5	1.9	2.9	2.1	3.4	2.3	3.6	2.4	3.7	2.4	3.8	2.3	3.8	2.1	
44.0	2.5	1.9	2.9	2.1	3.4	2.3	3.6	2.4	3.7	2.4	3.8	2.3	3.8	2.1	
46.0	2.5	1.9	2.9	2.1	3.4	2.3	3.6	2.4	3.7	2.4	3.8	2.3	3.8	2.1	

Indoor Unit size (kW)	Outdoor temperature (°CDB)	Indoor temperature (°CWB/DB)													
		14/20		16/23		18/26		19/27		20/28		22/30		24/32	
		TC	SC	TC	SC	TC	SC	TC	SC	TC	SC	TC	SC	TC	SC
		kW	kW	kW	kW	kW	kW	kW	kW	kW	kW	kW	kW	kW	kW
4.5	10.0	3.1	2.4	3.7	2.6	4.2	2.8	4.5	2.9	4.8	3.0	5.3	3.4	5.9	3.0
	12.0	3.1	2.4	3.7	2.6	4.2	2.8	4.5	2.9	4.8	3.0	5.3	3.4	5.9	3.0
	14.0	3.1	2.4	3.7	2.6	4.2	2.8	4.5	2.9	4.8	3.0	5.3	3.4	5.8	3.0
	16.0	3.1	2.4	3.7	2.6	4.2	2.8	4.5	2.9	4.8	3.0	5.3	3.4	5.6	2.9
	18.0	3.1	2.4	3.7	2.6	4.2	2.8	4.5	2.9	4.8	3.0	5.3	3.4	5.7	3.0
	20.0	3.1	2.4	3.7	2.6	4.2	2.8	4.5	2.9	4.8	3.0	5.3	3.4	5.7	3.0
	21.0	3.1	2.4	3.7	2.6	4.2	2.8	4.5	2.9	4.8	3.0	5.3	3.4	5.6	3.0
	23.0	3.1	2.4	3.7	2.6	4.2	2.8	4.5	2.9	4.8	3.0	5.3	3.4	5.5	3.0
	25.0	3.1	2.4	3.7	2.6	4.2	2.8	4.5	2.9	4.8	3.0	5.2	3.0	5.4	2.9
	27.0	3.1	2.4	3.7	2.6	4.2	2.8	4.5	2.9	4.8	3.0	5.1	3.0	5.2	2.8
	29.0	3.1	2.4	3.7	2.6	4.2	2.8	4.5	2.9	4.8	3.0	5.1	2.9	5.2	2.8
	31.0	3.1	2.4	3.7	2.6	4.2	2.8	4.5	2.9	4.8	3.0	5.0	2.9	5.1	2.7
	33.0	3.1	2.4	3.7	2.6	4.2	2.8	4.5	2.9	4.8	3.0	4.9	2.8	5.1	2.7
	35.0	3.1	2.4	3.7	2.6	4.2	2.8	4.5	2.9	4.8	3.0	4.8	2.8	5.0	2.7
	37.0	3.1	2.4	3.7	2.6	4.2	2.8	4.5	2.9	4.8	3.0	4.8	2.9	4.9	2.6
	39.0	3.1	2.4	3.7	2.6	4.2	2.8	4.5	2.9	4.6	2.8	4.7	2.8	4.8	2.6
42.0	3.1	2.4	3.7	2.6	4.2	2.8	4.5	2.9	4.6	2.8	4.7	2.8	4.8	2.6	
44.0	3.1	2.4	3.7	2.6	4.2	2.8	4.5	2.9	4.6	2.8	4.7	2.8	4.8	2.6	
46.0	3.1	2.4	3.7	2.6	4.2	2.8	4.5	2.9	4.6	2.8	4.7	3.1	4.8	2.6	
5.6	10.0	3.9	2.7	4.6	3.0	5.3	3.3	5.6	3.4	5.9	3.5	6.6	3.6	7.3	3.5
	12.0	3.9	2.7	4.6	3.0	5.3	3.3	5.6	3.4	5.9	3.5	6.6	3.6	7.2	3.5
	14.0	3.9	2.7	4.6	3.0	5.3	3.3	5.6	3.4	5.9	3.5	6.6	3.6	7.1	3.5
	16.0	3.9	2.7	4.6	3.0	5.3	3.3	5.6	3.4	5.9	3.5	6.6	3.6	7.0	3.4
	18.0	3.9	2.7	4.6	3.0	5.3	3.3	5.6	3.4	5.9	3.5	6.6	3.6	6.8	3.4
	20.0	3.9	2.7	4.6	3.0	5.3	3.3	5.6	3.4	5.9	3.5	6.6	3.6	6.7	3.3
	21.0	3.9	2.7	4.6	3.0	5.3	3.3	5.6	3.4	5.9	3.5	6.6	3.6	6.6	3.3
	23.0	3.9	2.7	4.6	3.0	5.3	3.3	5.6	3.4	5.9	3.5	6.6	3.6	6.6	3.3
	25.0	3.9	2.7	4.6	3.0	5.3	3.3	5.6	3.4	5.9	3.5	6.6	3.6	6.5	3.2
	27.0	3.9	2.7	4.6	3.0	5.3	3.3	5.6	3.4	5.9	3.5	6.4	3.5	6.4	3.2
	29.0	3.9	2.7	4.6	3.0	5.3	3.3	5.6	3.4	5.9	3.5	6.3	3.5	6.4	3.3
	31.0	3.9	2.7	4.6	3.0	5.3	3.3	5.6	3.4	5.9	3.5	6.2	3.4	6.2	3.2
	33.0	3.9	2.7	4.6	3.0	5.3	3.3	5.6	3.4	5.9	3.5	6.2	3.4	6.2	3.2
	35.0	3.9	2.7	4.6	3.0	5.3	3.3	5.6	3.4	5.9	3.5	6.0	3.3	6.0	3.1
	37.0	3.9	2.7	4.6	3.0	5.3	3.3	5.6	3.4	5.9	3.5	5.9	3.2	6.0	3.1
	39.0	3.9	2.7	4.6	3.0	5.3	3.3	5.6	3.4	5.7	3.4	5.8	3.2	6.0	3.1
42.0	3.9	2.7	4.6	3.0	5.3	3.3	5.6	3.4	5.7	3.4	5.8	3.2	6.0	3.1	
44.0	3.9	2.7	4.6	3.0	5.3	3.3	5.6	3.4	5.7	3.4	5.8	3.2	6.0	3.1	
46.0	3.9	2.7	4.6	3.0	5.3	3.3	5.6	3.4	5.7	3.7	5.8	3.2	6.0	3.1	
7.1	10.0	4.9	3.6	5.8	4.0	6.7	4.3	7.1	4.5	7.5	4.4	8.4	4.5	9.2	4.6
	12.0	4.9	3.6	5.8	4.0	6.7	4.3	7.1	4.5	7.5	4.4	8.4	4.5	9.1	4.5
	14.0	4.9	3.6	5.8	4.0	6.7	4.3	7.1	4.5	7.5	4.4	8.4	4.5	9.0	4.5
	16.0	4.9	3.6	5.8	4.0	6.7	4.3	7.1	4.5	7.5	4.4	8.4	4.5	8.9	4.4
	18.0	4.9	3.6	5.8	4.0	6.7	4.3	7.1	4.5	7.5	4.4	8.4	4.5	8.7	4.3
	20.0	4.9	3.6	5.8	4.0	6.7	4.3	7.1	4.5	7.5	4.4	8.4	4.5	8.5	4.2
	21.0	4.9	3.6	5.8	4.0	6.7	4.3	7.1	4.5	7.5	4.4	8.4	4.5	8.4	4.2
	23.0	4.9	3.6	5.8	4.0	6.7	4.3	7.1	4.5	7.5	4.4	8.4	4.5	8.3	4.1
	25.0	4.9	3.6	5.8	4.0	6.7	4.3	7.1	4.5	7.5	4.4	8.4	4.5	8.2	4.1
	27.0	4.9	3.6	5.8	4.0	6.7	4.3	7.1	4.5	7.5	4.4	8.1	4.3	8.2	4.1
	29.0	4.9	3.6	5.8	4.0	6.7	4.3	7.1	4.5	7.5	4.5	8.0	4.3	8.1	4.1
	31.0	4.9	3.6	5.8	4.0	6.7	4.3	7.1	4.5	7.5	4.5	7.9	4.3	7.8	4.0
	33.0	4.9	3.6	5.8	4.0	6.7	4.3	7.1	4.5	7.5	4.5	7.8	4.2	7.8	4.0
	35.0	4.9	3.6	5.8	4.0	6.7	4.3	7.1	4.5	7.5	4.5	7.6	4.1	7.7	3.9
	37.0	4.9	3.6	5.8	4.0	6.7	4.3	7.1	4.5	7.4	4.4	7.5	4.1	7.6	4.0
	39.0	4.9	3.6	5.8	4.0	6.7	4.3	7.1	4.5	7.2	4.3	7.4	4.1	7.6	4.0
42.0	4.9	3.6	5.8	4.0	6.7	4.3	7.1	4.5	7.2	4.3	7.4	4.1	7.6	4.0	
44.0	4.9	3.6	5.8	4.0	6.7	4.3	7.1	4.5	7.2	4.3	7.4	4.1	7.6	4.0	
46.0	4.9	3.6	5.8	4.0	6.7	4.3	7.1	4.5	7.2	4.3	7.4	4.1	7.6	4.0	

## 7.2 Heating

TC: total capacity

WB: wet-bulb temperature DB: dry-bulb temperature

Indoor Unit size (kW)	Outdoor temperature (°C)		Indoor temperature (°C DB)					
			16.00	18.00	20.00	21.00	22.00	24.00
	WB	DB	TC kW	TC kW	TC kW	TC kW	TC kW	TC kW
2.2	-20	-19.8	1.46	1.46	1.46	1.46	1.46	1.46
	-19	-18.8	1.56	1.56	1.56	1.56	1.56	1.56
	-17	-16.7	1.64	1.64	1.64	1.64	1.64	1.64
	-15	-14.7	1.69	1.69	1.69	1.69	1.69	1.69
	-13.00	-12.60	1.79	1.79	1.79	1.79	1.79	1.79
	-11.00	-10.50	1.82	1.85	1.85	1.85	1.85	1.85
	-10.00	-9.50	1.90	1.90	1.90	1.90	1.90	1.90
	-9.10	-8.50	1.95	1.95	1.95	1.95	1.95	1.95
	-7.60	-7.00	1.98	1.98	1.98	1.98	1.98	1.98
	-5.60	-5.00	2.05	2.05	2.05	2.05	2.05	2.05
	-3.70	-3.00	2.16	2.16	2.16	2.16	2.16	2.16
	-0.70	0.00	2.31	2.31	2.31	2.31	2.31	2.18
	2.20	3.00	2.44	2.44	2.44	2.44	2.39	2.18
	4.10	5.00	2.52	2.52	2.52	2.52	2.39	2.18
	6.00	7.00	2.60	2.60	2.60	2.52	2.39	2.18
	7.90	9.00	2.68	2.68	2.60	2.52	2.39	2.18
9.80	11.00	2.76	2.76	2.60	2.52	2.39	2.18	
11.80	13.00	2.86	2.81	2.60	2.52	2.39	2.18	
13.70	15.00	2.94	2.81	2.60	2.52	2.39	2.18	
2.8	-20	-19.8	1.79	1.79	1.79	1.79	1.79	1.79
	-19	-18.8	1.92	1.92	1.92	1.92	1.92	1.92
	-17	-16.7	2.02	2.02	2.02	2.02	2.02	2.02
	-15	-14.7	2.02	2.02	2.02	2.02	2.02	2.02
	-13.00	-12.60	2.14	2.14	2.14	2.14	2.14	2.14
	-11.00	-10.50	2.24	2.24	2.24	2.24	2.24	2.24
	-10.00	-9.50	2.34	2.34	2.34	2.34	2.34	2.34
	-9.10	-8.50	2.40	2.40	2.40	2.40	2.40	2.40
	-7.60	-7.00	2.43	2.43	2.43	2.43	2.43	2.43
	-5.60	-5.00	2.53	2.53	2.53	2.53	2.53	2.53
	-3.70	-3.00	2.66	2.66	2.66	2.66	2.66	2.66
	-0.70	0.00	2.85	2.85	2.85	2.85	2.85	2.69
	2.20	3.00	3.01	3.01	3.01	3.01	2.94	2.69
	4.10	5.00	3.10	3.10	3.10	3.10	2.94	2.69
	6.00	7.00	3.20	3.20	3.20	3.10	2.94	2.69
	7.90	9.00	3.30	3.30	3.20	3.10	2.94	2.69
9.80	11.00	3.39	3.39	3.20	3.10	2.94	2.69	
11.80	13.00	3.52	3.46	3.20	3.10	2.94	2.69	
13.70	15.00	3.62	3.46	3.20	3.10	2.94	2.69	
3.6	-20	-19.8	2.24	2.24	2.24	2.24	2.24	2.24
	-19	-18.8	2.40	2.40	2.40	2.40	2.40	2.40
	-17	-16.7	2.52	2.52	2.52	2.52	2.52	2.52
	-15	-14.7	2.60	2.60	2.60	2.60	2.60	2.60
	-13.00	-12.60	2.68	2.68	2.68	2.68	2.68	2.68
	-11.00	-10.50	2.80	2.80	2.80	2.80	2.80	2.80
	-10.00	-9.50	2.92	2.92	2.92	2.92	2.92	2.92
	-9.10	-8.50	3.00	3.00	3.00	3.00	3.00	3.00
	-7.60	-7.00	3.04	3.04	3.04	3.04	3.04	3.04
	-5.60	-5.00	3.16	3.16	3.16	3.16	3.16	3.16
	-3.70	-3.00	3.32	3.32	3.32	3.32	3.32	3.32
	-0.70	0.00	3.56	3.56	3.56	3.56	3.56	3.36
	2.20	3.00	3.76	3.76	3.76	3.76	3.68	3.36
	4.10	5.00	3.88	3.88	3.88	3.88	3.68	3.36
	6.00	7.00	4.00	4.00	4.00	3.88	3.68	3.36
	7.90	9.00	4.12	4.12	4.00	3.88	3.68	3.36
9.80	11.00	4.24	4.24	4.00	3.88	3.68	3.36	
11.80	13.00	4.40	4.32	4.00	3.88	3.68	3.36	
13.70	15.00	4.52	4.32	4.00	3.88	3.68	3.36	
4.5	-20	-19.8	2.80	2.80	2.80	2.80	2.80	2.80
	-19	-18.8	3.00	3.00	3.00	3.00	3.00	3.00

Indoor Unit size (kW)	Outdoor temperature (°C)		Indoor temperature (°C DB)					
			16.00	18.00	20.00	21.00	22.00	24.00
	WB	DB	TC kW	TC kW	TC kW	TC kW	TC kW	TC kW
4.5	-17	-16.7	3.15	3.15	3.15	3.15	3.15	3.15
	-15	-14.7	3.25	3.25	3.25	3.25	3.25	3.25
	-13.00	-12.60	3.35	3.35	3.35	3.35	3.35	3.35
	-11.00	-10.50	3.50	3.50	3.50	3.50	3.50	3.50
	-10.00	-9.50	3.65	3.65	3.65	3.65	3.65	3.65
	-9.10	-8.50	3.75	3.75	3.75	3.75	3.75	3.75
	-7.60	-7.00	3.80	3.80	3.80	3.80	3.80	3.80
	-5.60	-5.00	3.95	3.95	3.95	3.95	3.95	3.95
	-3.70	-3.00	4.15	4.15	4.15	4.15	4.15	4.15
	-0.70	0.00	4.45	4.45	4.45	4.45	4.45	4.20
	2.20	3.00	4.70	4.70	4.70	4.70	4.60	4.20
	4.10	5.00	4.85	4.85	4.85	4.85	4.60	4.20
	6.00	7.00	5.00	5.00	5.00	4.85	4.60	4.20
	7.90	9.00	5.15	5.15	5.00	4.85	4.60	4.20
	9.80	11.00	5.30	5.30	5.00	4.85	4.60	4.20
11.80	13.00	5.50	5.40	5.00	4.85	4.60	4.20	
13.70	15.00	5.65	5.40	5.00	4.85	4.60	4.20	
5.6	-20	-19.8	3.53	3.53	3.53	3.53	3.53	3.53
	-19	-18.8	3.78	3.78	3.78	3.78	3.78	3.78
	-17	-16.7	3.97	3.97	3.97	3.97	3.97	3.97
	-15	-14.7	4.10	4.10	4.10	4.10	4.10	4.10
	-13.00	-12.60	4.22	4.22	4.22	4.22	4.22	4.22
	-11.00	-10.50	4.41	4.41	4.41	4.41	4.41	4.41
	-10.00	-9.50	4.60	4.60	4.60	4.60	4.60	4.60
	-9.10	-8.50	4.73	4.73	4.73	4.73	4.73	4.73
	-7.60	-7.00	4.79	4.79	4.79	4.79	4.79	4.79
	-5.60	-5.00	4.98	4.98	4.98	4.98	4.98	4.98
	-3.70	-3.00	5.23	5.23	5.23	5.23	5.23	5.23
	-0.70	0.00	5.61	5.61	5.61	5.61	5.61	5.29
	2.20	3.00	5.92	5.92	5.92	5.92	5.80	5.29
	4.10	5.00	6.11	6.11	6.11	6.11	5.80	5.29
	6.00	7.00	6.30	6.30	6.30	6.11	5.80	5.29
7.90	9.00	6.49	6.49	6.30	6.11	5.80	5.29	
9.80	11.00	6.68	6.68	6.30	6.11	5.80	5.29	
11.80	13.00	6.93	6.80	6.30	6.11	5.80	5.29	
13.70	15.00	7.12	6.80	6.30	6.11	5.80	5.29	
7.1	-20	-19.8	4.48	4.48	4.48	4.48	4.48	4.48
	-19	-18.8	4.80	4.80	4.80	4.80	4.80	4.80
	-17	-16.7	5.04	5.04	5.04	5.04	5.04	5.04
	-15	-14.7	5.20	5.20	5.20	5.20	5.20	5.20
	-13.00	-12.60	5.36	5.36	5.36	5.36	5.36	5.36
	-11.00	-10.50	5.60	5.60	5.60	5.60	5.60	5.60
	-10.00	-9.50	5.84	5.84	5.84	5.84	5.84	5.84
	-9.10	-8.50	6.00	6.00	6.00	6.00	6.00	6.00
	-7.60	-7.00	6.08	6.08	6.08	6.08	6.08	6.08
	-5.60	-5.00	6.32	6.32	6.32	6.32	6.32	6.32
	-3.70	-3.00	6.64	6.64	6.64	6.64	6.64	6.64
	-0.70	0.00	7.12	7.12	7.12	7.12	7.12	6.72
	2.20	3.00	7.52	7.52	7.52	7.52	7.36	6.72
	4.10	5.00	7.76	7.76	7.76	7.76	7.36	6.72
	6.00	7.00	8.00	8.00	8.00	7.76	7.36	6.72
7.90	9.00	8.24	8.24	8.00	7.76	7.36	6.72	
9.80	11.00	8.48	8.48	8.00	7.76	7.36	6.72	
11.80	13.00	8.80	8.64	8.00	7.76	7.36	6.72	
13.70	15.00	9.04	8.64	8.00	7.76	7.36	6.72	

## 8. Electrical Characteristics

Model	Indoor Unit				Power Supply		IFM	
	Hz	Voltage	Min.	Max.	MCA	MFA	KW	FLA
MDV-D22Q2/N1	50	220-240	198	254	0.28	15	0.025	0.35
MDV-D28Q2/N1	50	220-240	198	254	0.36	15	0.025	0.45
MDV-D36Q2/N1	50	220-240	198	254	0.36	15	0.03	0.45
MDV-D45Q2/N1	50	220-240	198	254	0.44	15	0.038	0.55
MDV-D56Q2/N1	50	220-240	198	254	0.44	15	0.058	0.55
MDV-D71Q2/N1	50	220-240	198	254	0.60	15	0.091	0.75

**Remark:**

MCA: Min. Current Amps. (A)

MFA: Max. Fuse Amps. (A)

KW: Fan Motor Rated Output (kW)

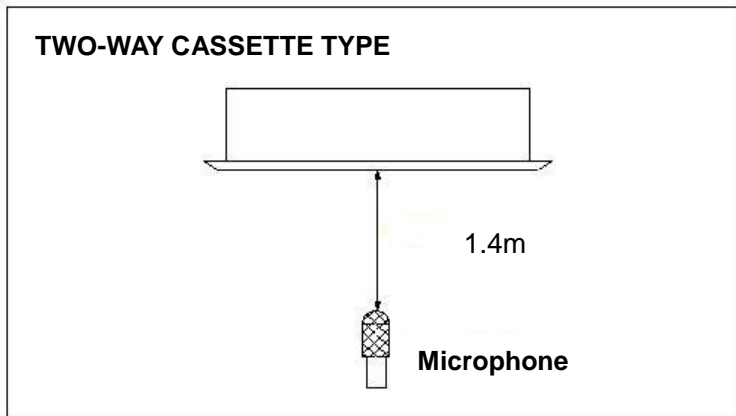
FLA: Full Load Amps. (A)

IFM: Indoor Fan Motor



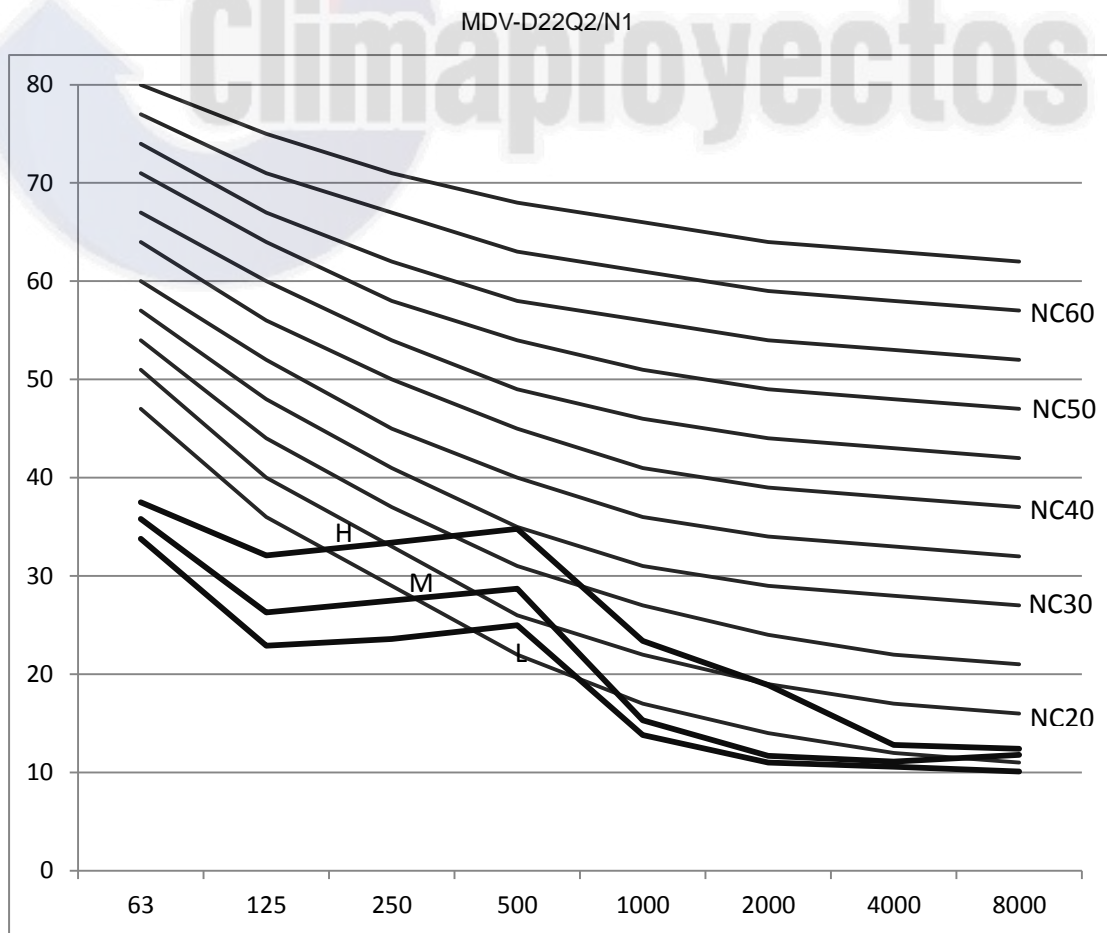
### 9. Sound Levels

#### 9.1 Test condition



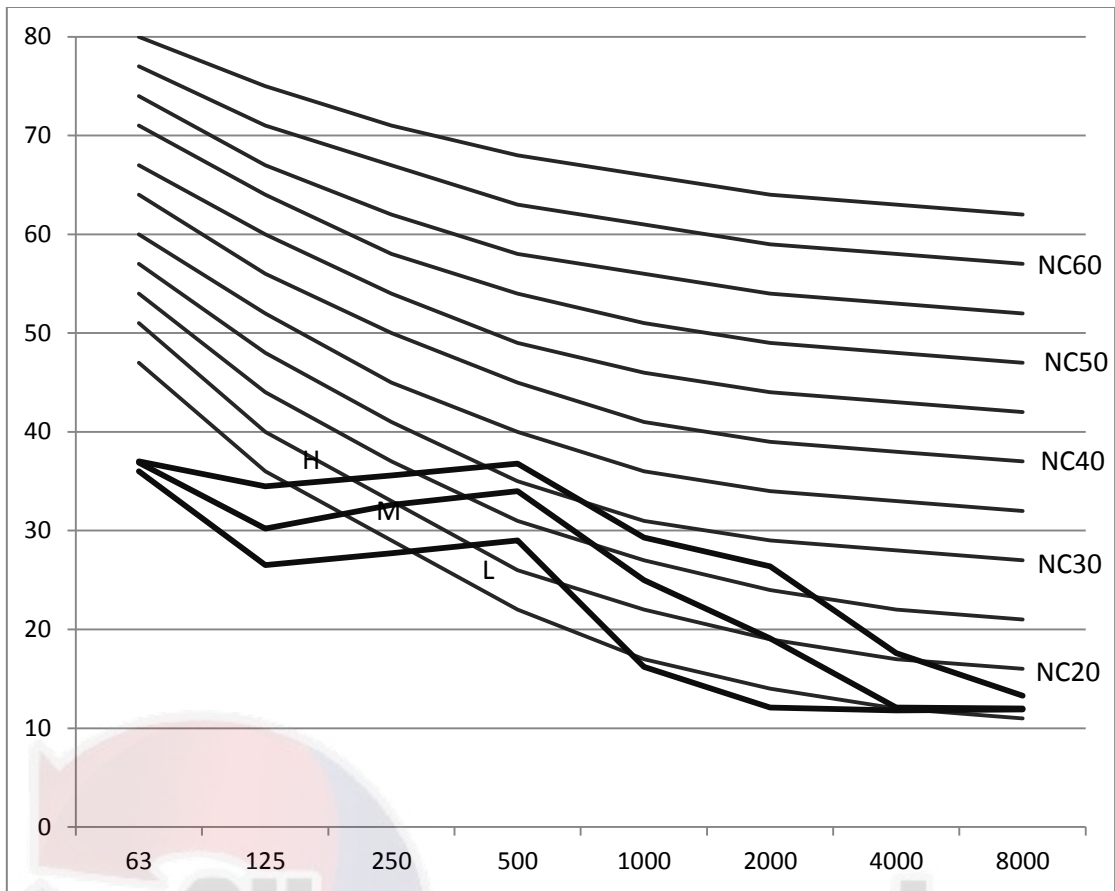
#### 9.2 Test value

Model	Sound test value dB(A)		
	H	M	L
MDV-D22Q2/N1	33	29	24
MDV-D28Q2/N1	36	32	29
MDV-D36Q2/N1	36	32	29
MDV-D45Q2/N1	39	35	30
MDV-D56Q2/N1	39	35	30
MDV-D71Q2/N1	44	40	34





MDV-D28Q2/N1, MDV-D36Q2/N1



MDV-D45Q2/N1, MDV-D56Q2/N1

